

Webinar: What's new in Jedox 7.1

Raising the Bar for Speed and Ease in
Enterprise Planning

jedox.

29 November 2017



Your Presenters Today



Celine Furnanz
Product Marketing Manager,
Jedox AG



Jochen Heßler
Director Global Presales,
Jedox AG

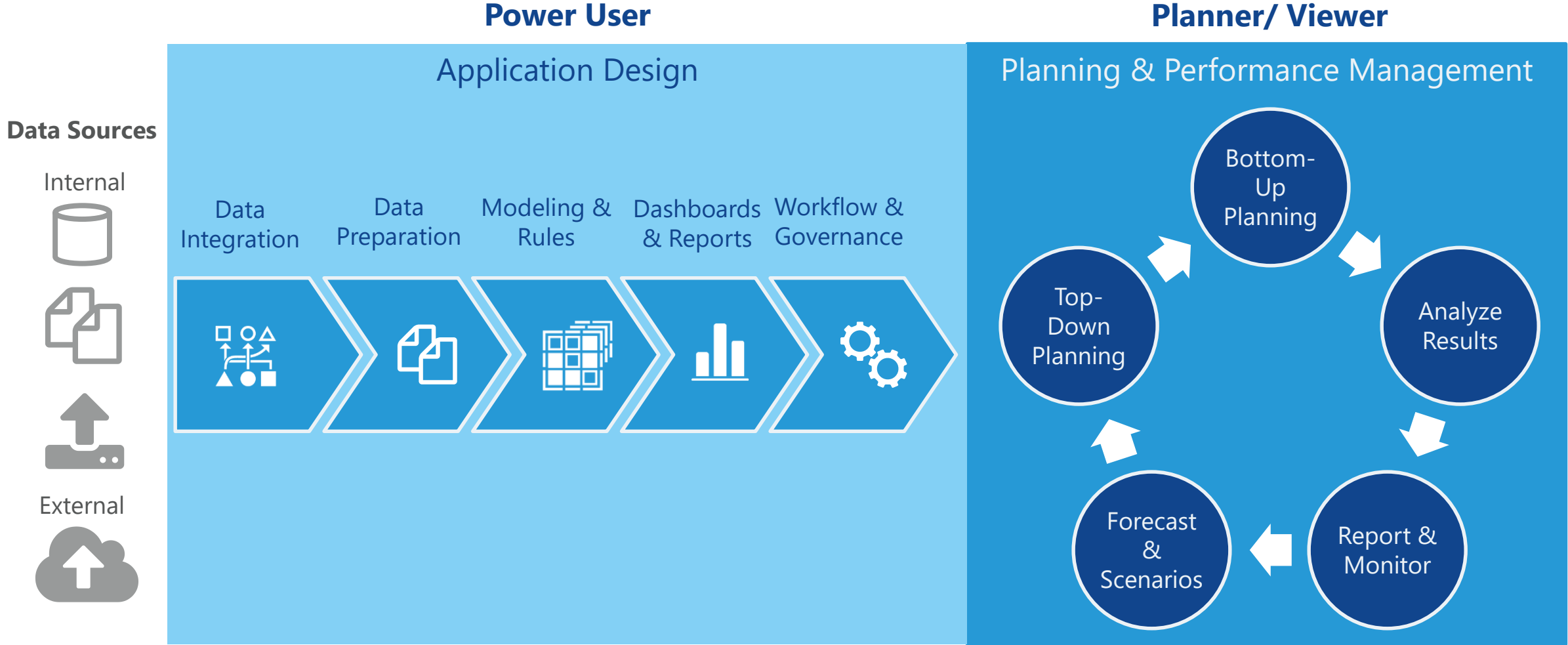
Agenda

- Feature Highlights Jedox Platform Version 7.1
- New Marketplace, Jedox Models & Partner Solutions
- New in Jedox Cloud Console and AI Webservice
- Questions & Answers

New Features Jedox 7.1 Software Platform



Jedox Software Platform Capabilities



Planners & Viewers



New Planning Experience

Top-down and Bottom-up Planning

Planning

- New generation of Planning Assistant (aka Splashing Wizard)
- Hold functionality
- Hold Manager for admins
- "Undo" for data entry

Held Values: Sales								
Products	Regions	Months	Years	Versions	Measures	Time	User	
<input type="checkbox"/>	Stationary PCs	West	Feb	2017	Budget	Units	23.10.2017. 04:39:37	admin
<input type="checkbox"/>	Stationary PCs	Czech Republic	Mar	2017	Budget	Units	23.10.2017. 04:39:52	admin
<input type="checkbox"/>	Portable PCs	Germany	Feb	2017	Budget	Units	23.10.2017. 04:41:22	steven
<input checked="" type="checkbox"/>	Portable PCs	France	Mar	2017	Budget	Units	23.10.2017. 04:41:24	steven
<input type="checkbox"/>	Stationary PCs	Slovakia	Jan	2017	Budget	Units	23.10.2017. 04:43:08	admin
<input checked="" type="checkbox"/>	Monitors	France	May	2017	Budget	Units	23.10.2017. 04:51:42	deborah

Planning Assistant

Type: Copy

Copy the values, including their distribution on the base level, from a different cube slice.

Source: Select a single element in one or more dimensions.

Products	Portable PCs	...
Regions	Europe	...
Months	May	...
Years	2016	...
Versions	Actual	...
Measures	Units	...

Current Selection: 293,799

Portable PCs
Europe
May
2017
Budget
Units

Take rule calculated values into account

Execute Cancel

Faster Ad-hoc Analytics & Reporting

Analytics & Reporting

- Hiding dimensions in header
- Default elements in "Paste View"
- Stored views in Jedox database
- Private & global views
- New chart type: vertical waterfall

The screenshot displays a data table with columns for 'Legal Entity', 'Article', 'Customer', 'Currency', and 'Month'. The table contains financial data for 'Variable Costs', 'CM_II', 'CM_III', 'Gross Earnings', 'Net Revenue', 'Gross Revenue', 'Discount', 'Gross', 'Unit Costs', 'COGS', 'Sales Commissions', 'Delivery Charges', 'Fixed Costs', 'CM_II%', and 'CM_III%'. A 'Paste View' dialog box is overlaid on the table, showing 'Definition Options' and 'Sales Planning' settings. The dialog includes a 'Select Server Database' dropdown set to 'PlanningModels', a 'Select Cube' dropdown set to 'Sales Planning', and a list of dimensions: 'Legal Entity', 'Article', 'Customer', 'Currency', and 'Month'. The 'Sales Planning measures' section is also visible. The Jedox logo and 'Save...', 'Paste', and 'Cancel' buttons are at the bottom of the dialog.

	Legal Entity	Article	Customer	Currency	Month
	Total Group	All Articles	All Customers	€ USD	All Months
Variable Costs	200,210,899	0	134,230,672	142,284,894	0
CM_II	73,394,596	0	50,676,567	61,280,894	0
CM_III	72,259,031	0	51,786,262	62,623,190	0
Gross Earnings	78,586,119	0	52,478,750	63,792,417	0
Net Revenue	277,463,891	0	180,021,924	234,900,085	0
Gross Revenue	324,822	0	154,290	688,588	0
Discount	336	0	137	137	0
Gross	62,318,273	0	0	0	0
Unit Costs	340	0	0	0	0
COGS	36,741,085	0	0	0	0
Sales Commissions	225,625	0	0	0	0
Delivery Charges	187,082	0	0	0	0
Fixed Costs	487,818	0	0	0	0
CM_II%	0	0	0	0	0
CM_III%	0	0	0	0	0

Jedox Mobile: Simple, Intuitive & Always Accessible

Jedox Mobile


- Auto synchronization between Jedox Web & Jedox Mobile
- Easy zoom & scroll
- UI update



Jedox 7.1 Software Demo Part I



Application Designers



Data Integration Data Preparation Modeling & Rules Dashboards & Reports Workflow & Governance



New Data Sources

Out-of-the-Box Connectors



Direct reading from Qlik

Power BI

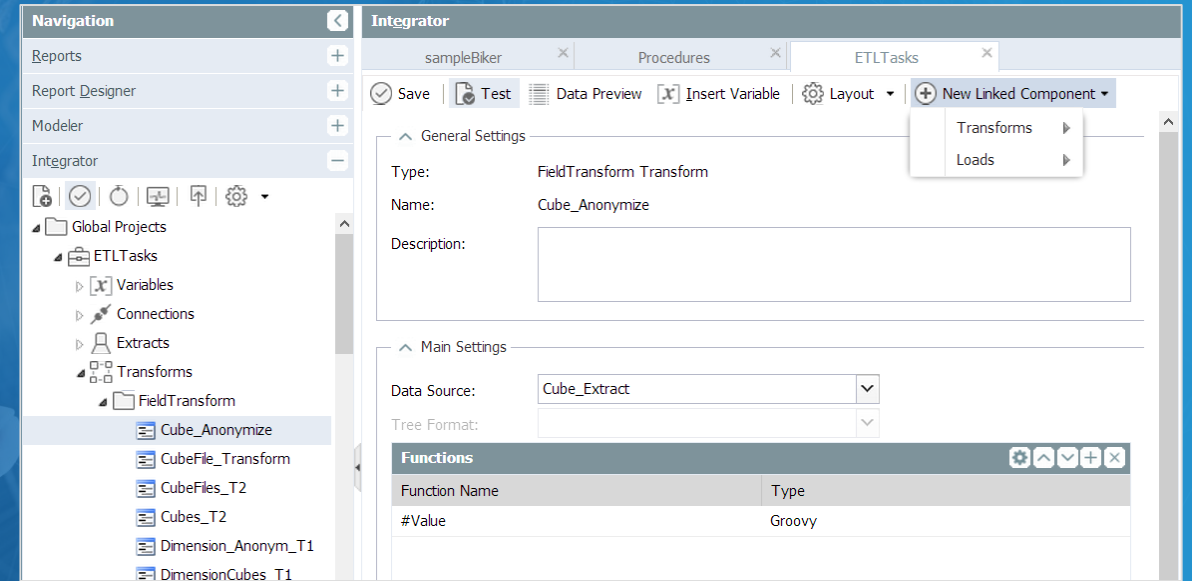
Office 365 OneDrive

REST "Plus"

New Self-Service Data Preparation Features

Jedox Integrator

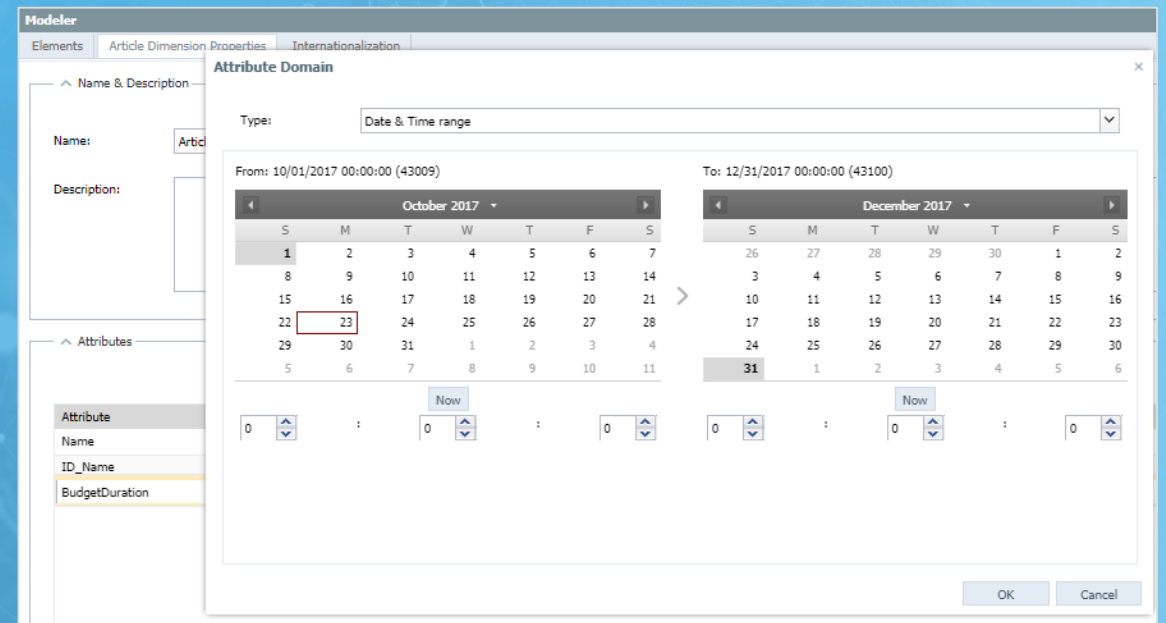
- ▶ Linked components
- ▶ Tracking and settings for variables
- ▶ Job execution runtime
- ▶ Auto-documentation for jobs
- ▶ Protected Integrator jobs



New Powerful Modeling with Speed & Ease

Jedox Modeler

- Performance upgrade
- Drag & Drop
- Copy-paste bulk operations
- Attribute domains
- Rule editor (syntax highlighting, auto-complete)
- Database download/upload



Jedox 7.1 Software Demo Part II



New Marketplace, Jedox Models and Partner Solutions


















25+ Jedox and Partner Models in 2017

25+ Apps & Components

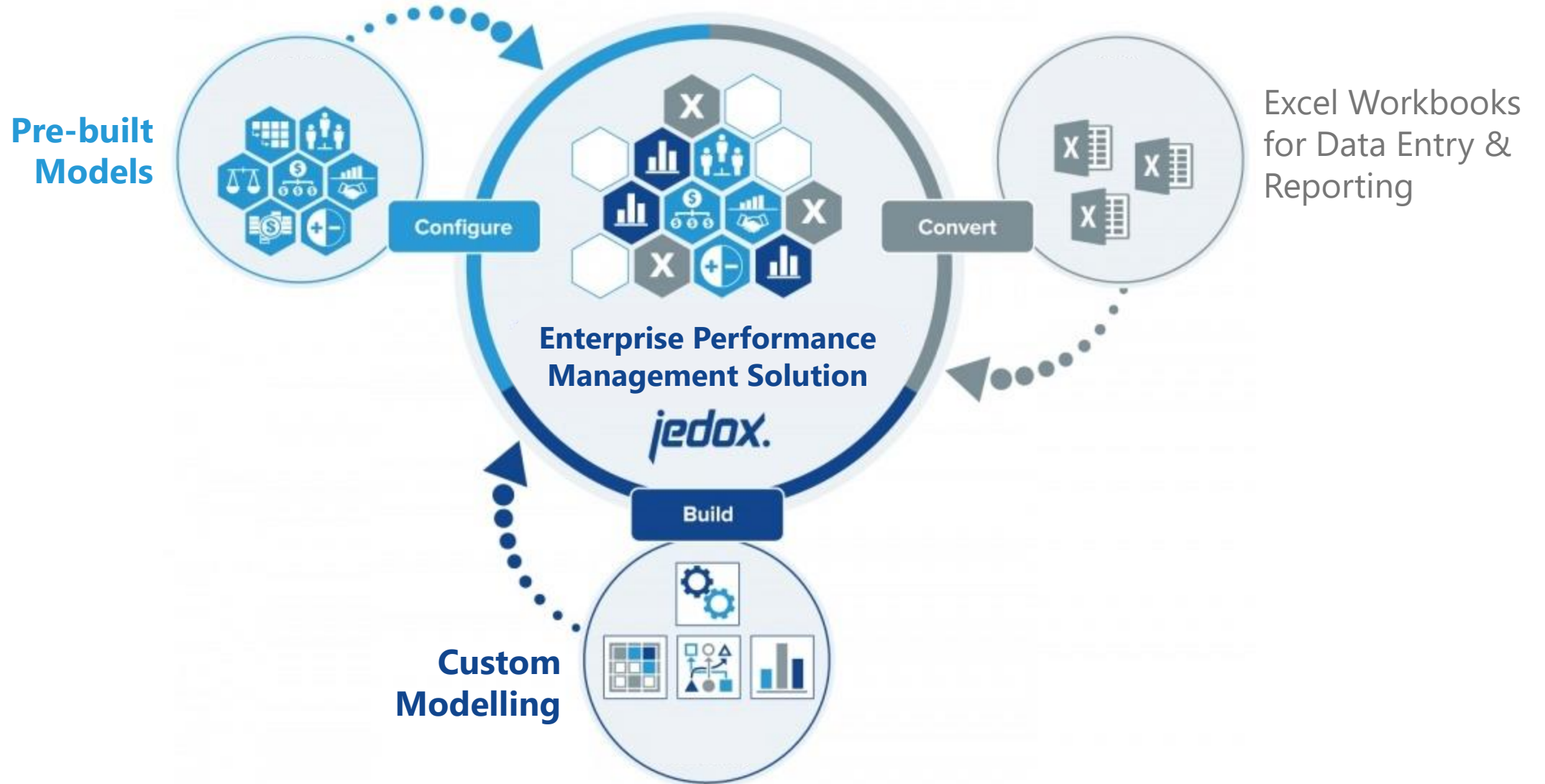
11 Jedox Models & Demos

15 Partner Solutions

 Model Cloud Financial Consolidation & Close Affecto	 Simple. Planner- Suite® Model Simple.Planner-Suite Business & Decision AG	 Model Automotive Sales Dashboard CC CarConsult GmbH	 Model Capex Celsus	 Model Decimal Suite DECIMAL
 Model QLOX HighCoordiantion GmbH	 Model Machine Capacity Planning HighCoordiantion GmbH	 Model SAP - BI Ready to Run SD ixLOG Unternehmensberatung GmbH	 Model SAP ETL for Jedox Sales Model ixLOG Unternehmensberatung GmbH	 Model Best Practice Qlik Solution Informatec Ltd.liab.Co.
 Model Valuation – Solution for business valuation P&S BUSINESS SOLUTIONS Ltd.	 Model Startup – Solution for the valuation of startups P&S BUSINESS SOLUTIONS Ltd.	 Model BackOffice Assistant KSK Analytics Inc.	 Model Sales & Operations Planning Solita Oy	 Model CIC – Cool Innovative Customizations 2K Business Intelligence Solutions

From Platform to Solution

ExcelPLUS, Flexible Platform and Pre-built Content



Jedox Models – Pre-built Planning Applications

Design your Enterprise Performance Management solution and deploy rapidly

- Pre-built, best practice
- Highly configurable
- Integrated planning
- Rapid deployment



Jedox Integrated Planning Models & Demos

Transparent, Configurable and Integrated



Kickstarter for Planning	 Sales Planning	 Sales Dashboard
 Cash Flow	 HR Planning	 HR Dashboard
 Balance Sheet	 Profit & Loss	 P&L Dashboard
 Projected Balance Sheet	 Cost Center	 Cost Center Dashboard

Projected Balance Sheet – A Jedox Premium Model

Your fast-start for integrated, strategic balance sheet planning

- Integrate multiple Profit & Loss accounts
- Calculate future tax liabilities and credits
- Project proceeds and payments based on schedules



Jedox Models make it easy to design your integrated Enterprise Planning solution and deploy rapidly

[Screenshots >>](#)

What makes up a Model?



Reports



A Database



**Business Logic &
Settings**



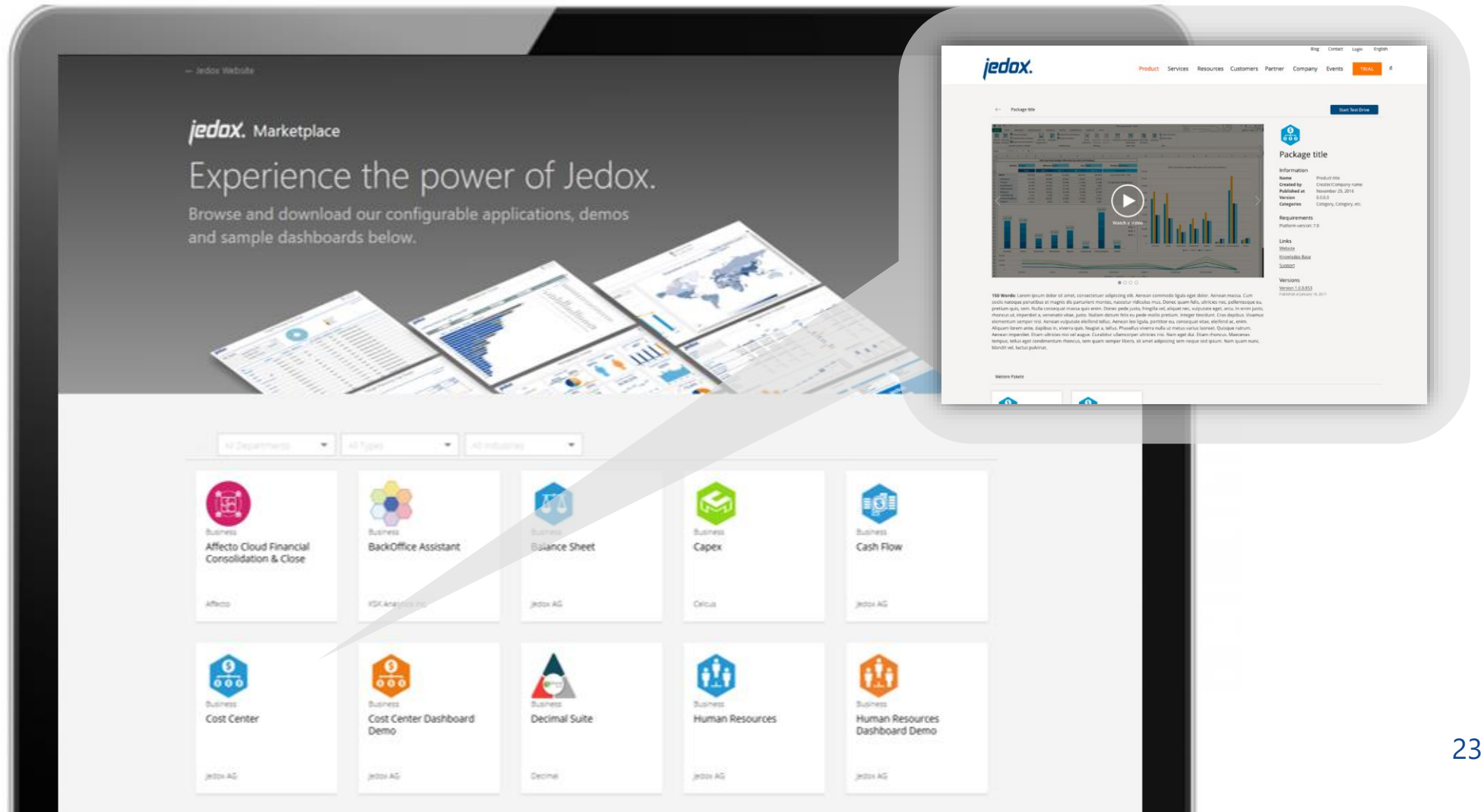
**Integration
procedures**



A Model

New Jedox Marketplace

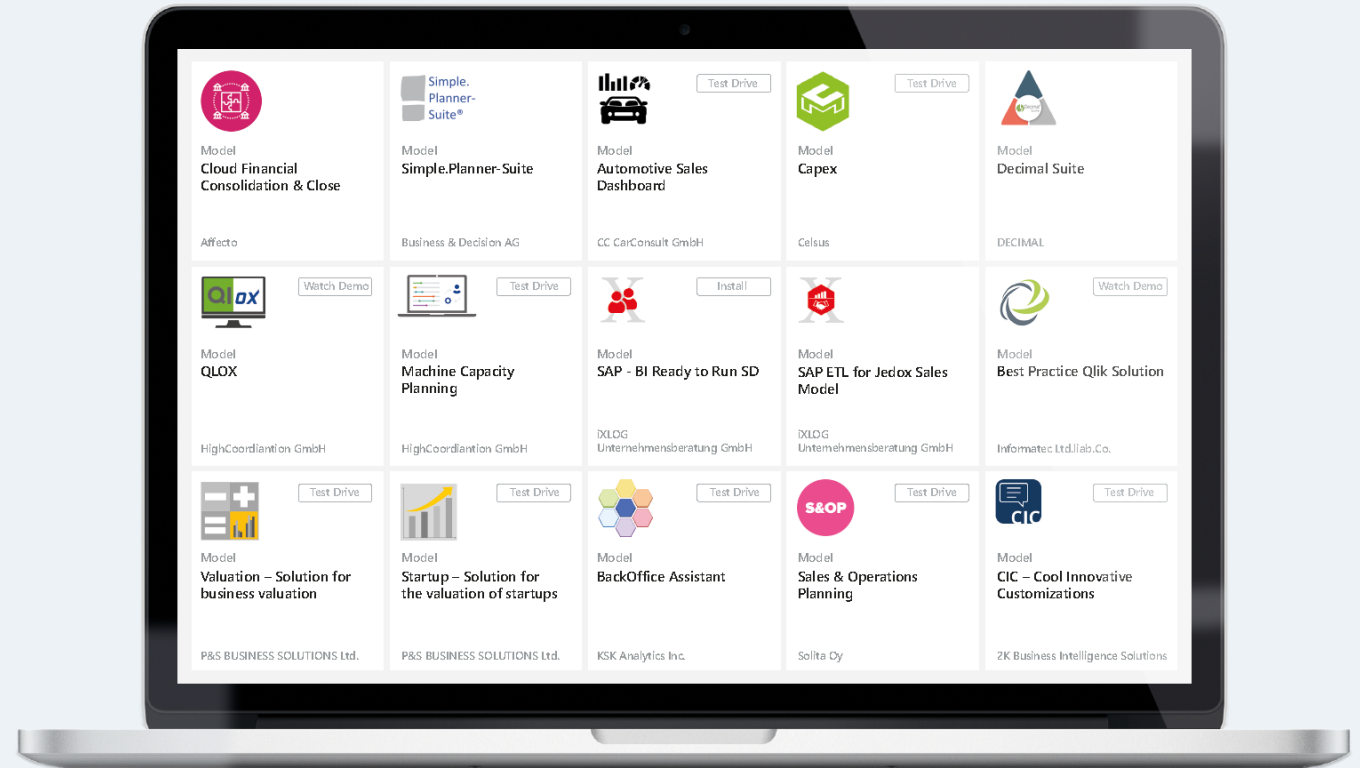
Engaging User Experience in Jedox Software and on the Jedox Website



Advantage of Partner Software Content

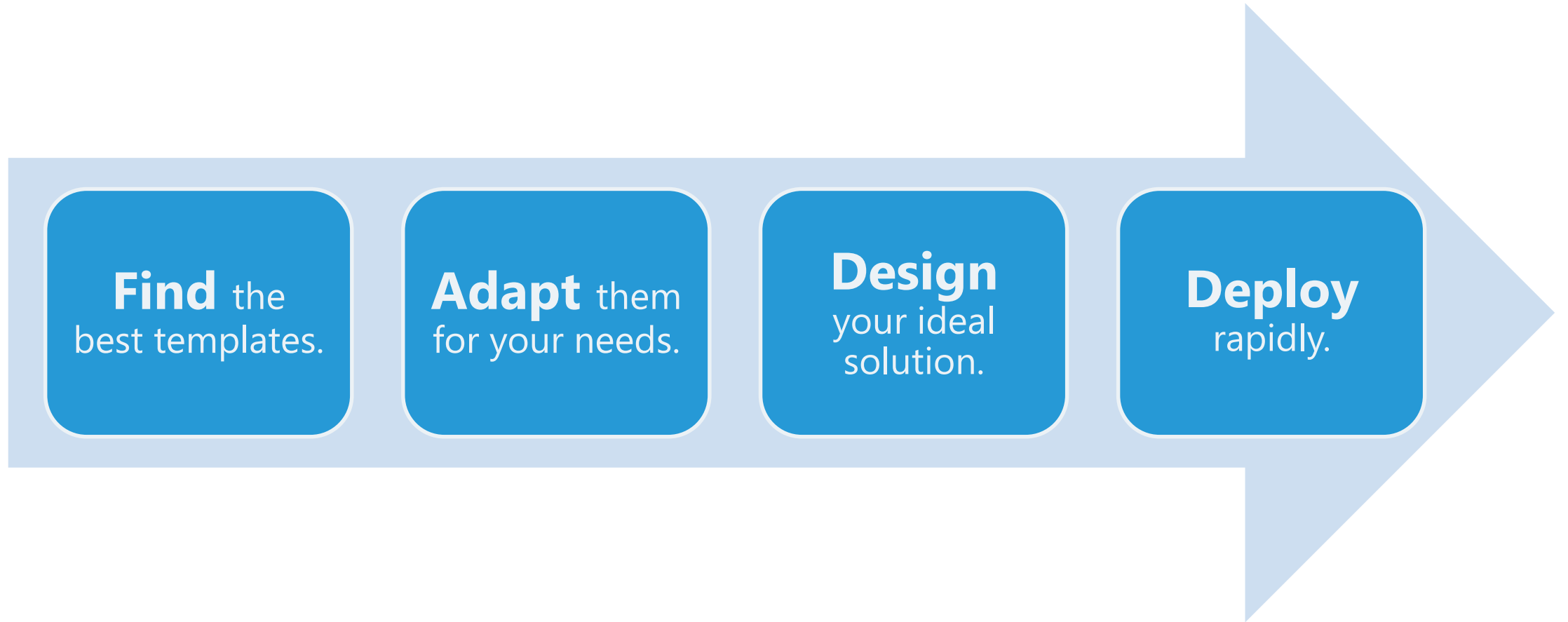
Discover unlimited possibilities and leverage industry expertise from around the world

- › Industry expertise
- › Regional expertise
- › Solution expertise
- › Third-party systems expertise



Jedox Marketplace

One Enterprise Performance Management Platform. **Endless Possibilities.**




Marketplace Demo



A man with a beard, wearing a dark blue shirt, is pointing at a computer monitor with a pen. He is looking intently at the screen. In the foreground, the arm and hand of another person wearing a white shirt are visible, with their hand resting on their chin. The background is slightly blurred, showing other people in a meeting room. The overall lighting is bright and professional.

New Jedox Cloud Console & GPU Accelerator

One Platform for Cloud, On-Premises or Hybrid Deployment



 Public Cloud

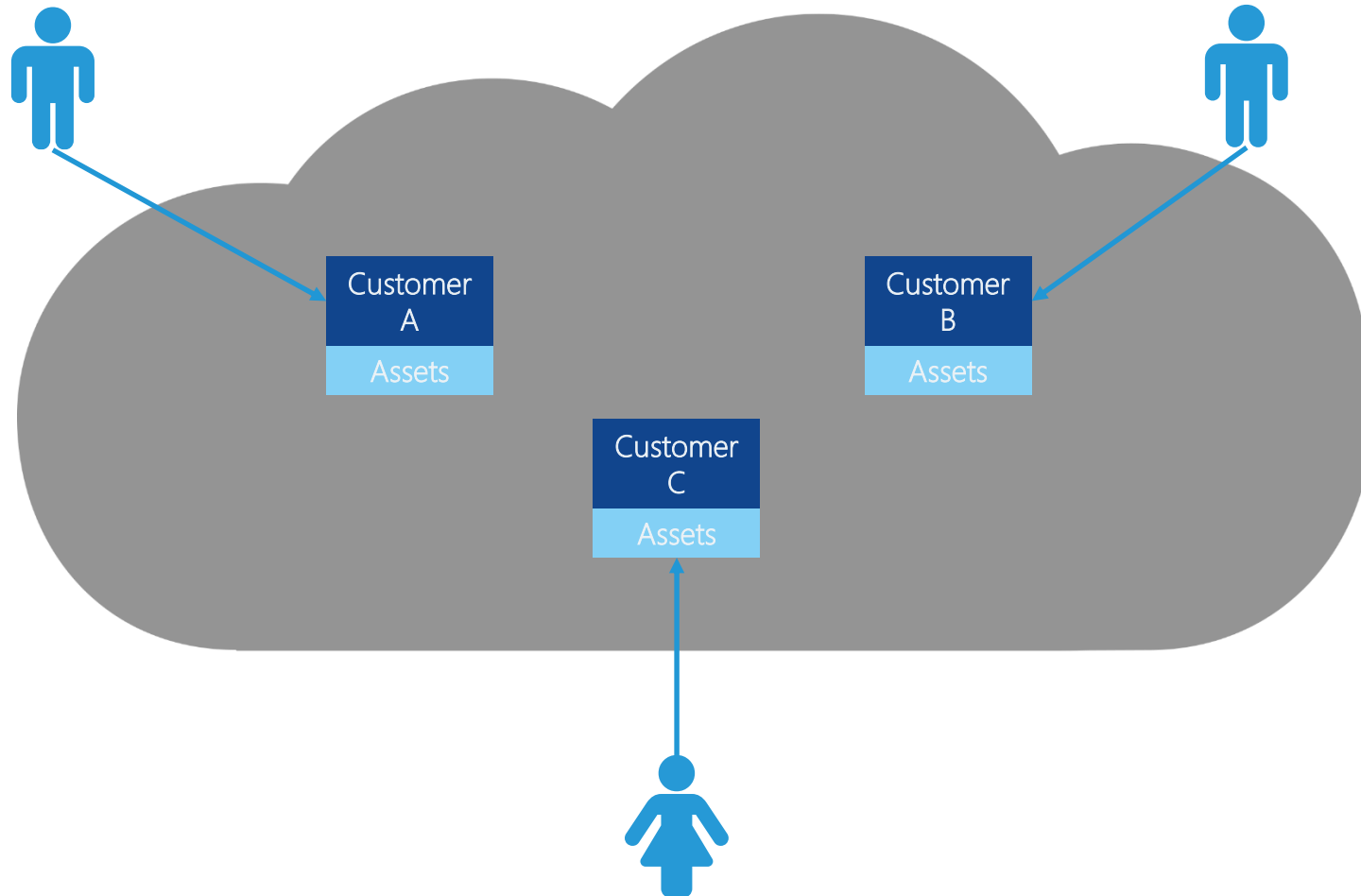


 Private Cloud



 Client Server

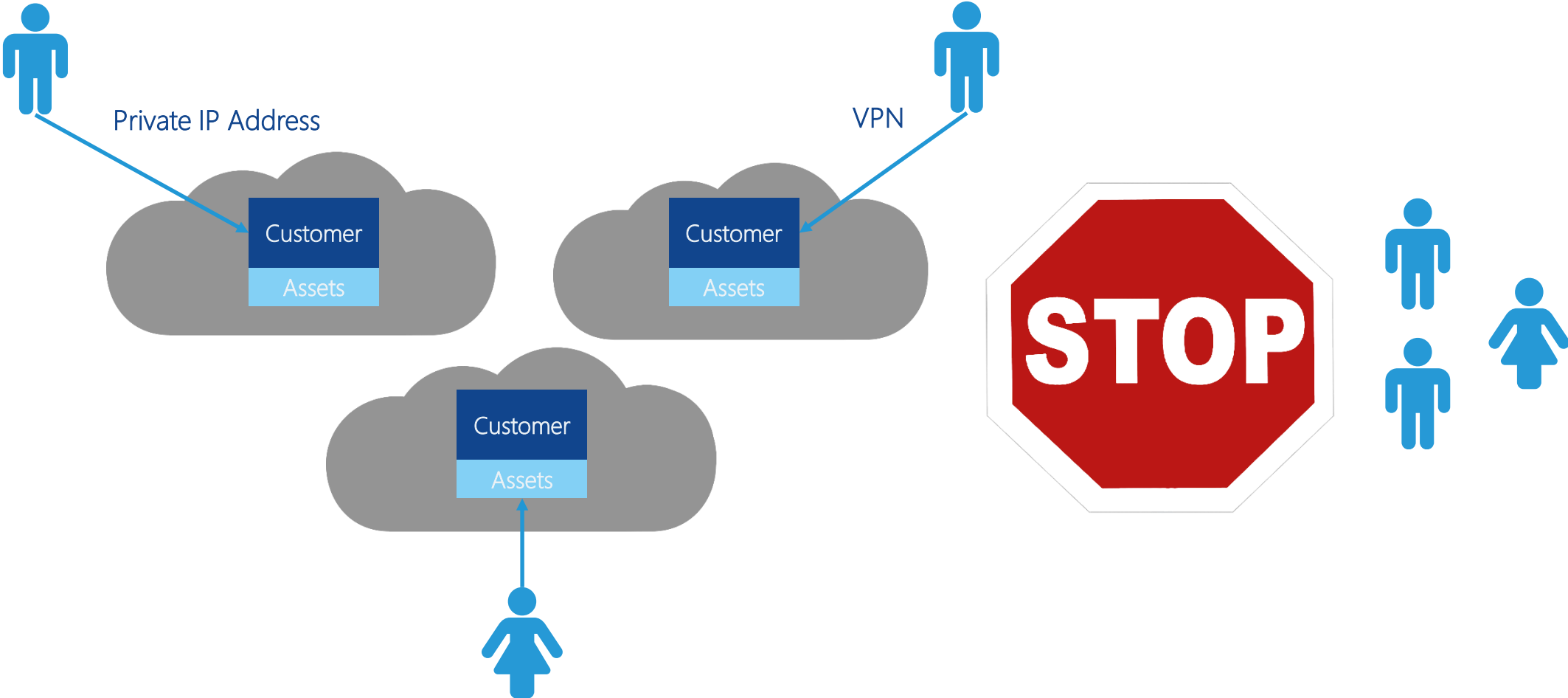
General Assumptions about Software-as-a-Service



- › Unlocalized data
- › Shared environments
- › Shared assets
- › Shared access
- › Shared performance
- › No control over maintenance and updates

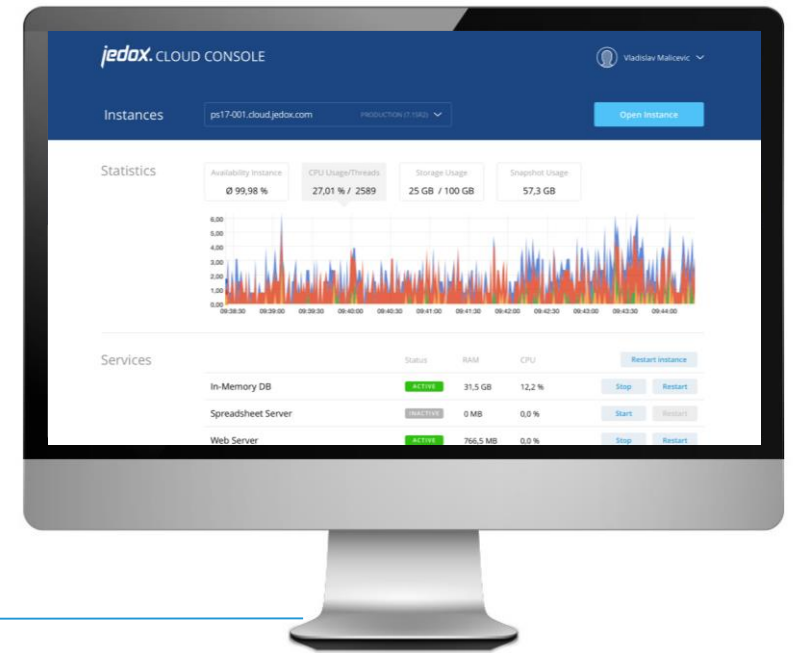
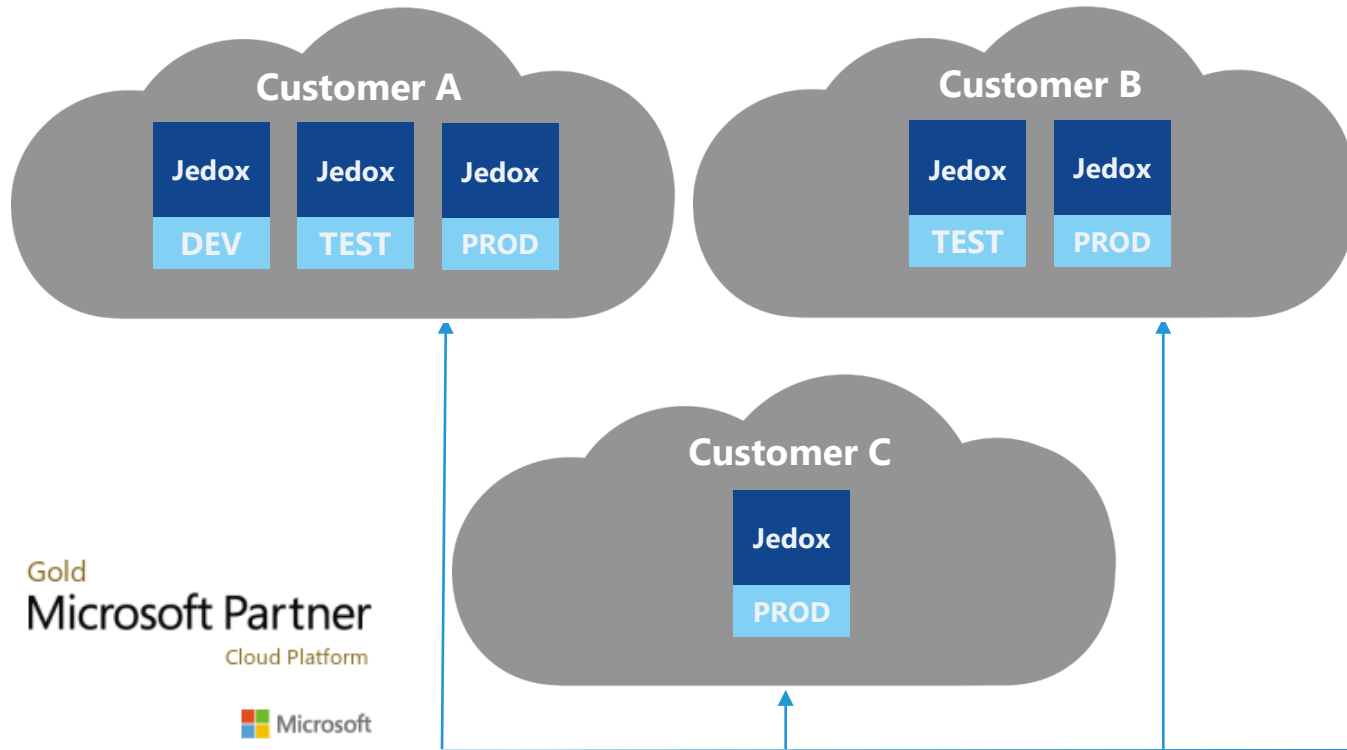
Jedox Cloud is different

Own Virtual Network (Virtual Private Cloud) for each Customer



New Jedox Cloud Console

- ✓ Enterprise-ready Microsoft Azure Cloud platform*
- ✓ ISO/IEC 27000 Information Security Management
- ✓ Easy Back-up and Restore
- ✓ Jedox Cloud Performance Dashboard

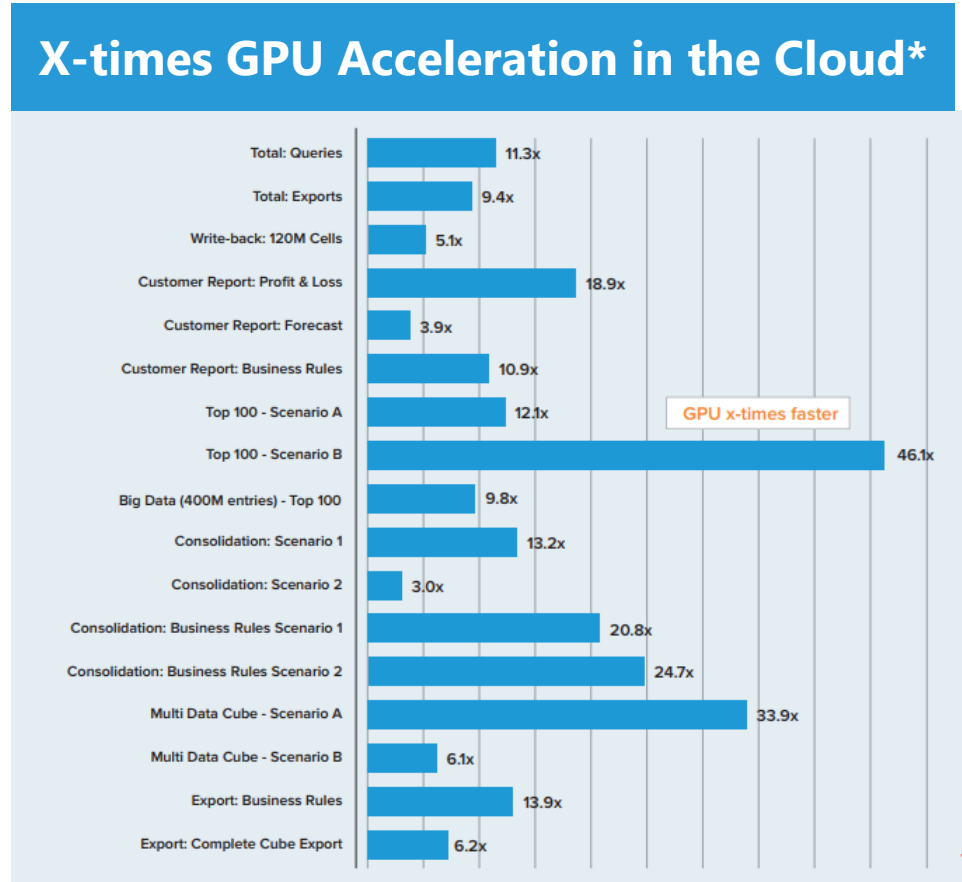
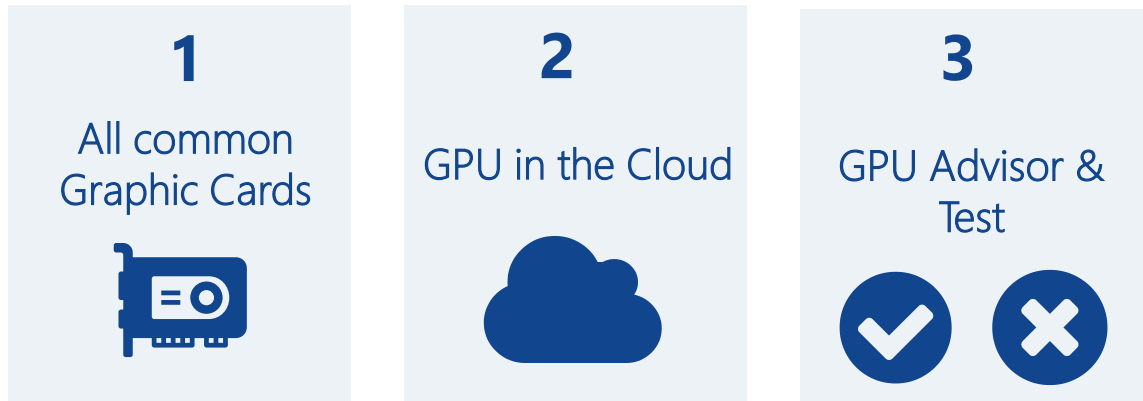


36 Microsoft Azure Cloud Regions

Jedox Cloud Console

*On request Jedox Cloud can also be used with other cloud platform service providers.

GPU Accelerated Computing in the Cloud



*GPU support already available in the following Azure regions: South Central US, East US, West Europe and South East Asia.

Jedox **AI**ssisted™ Planning

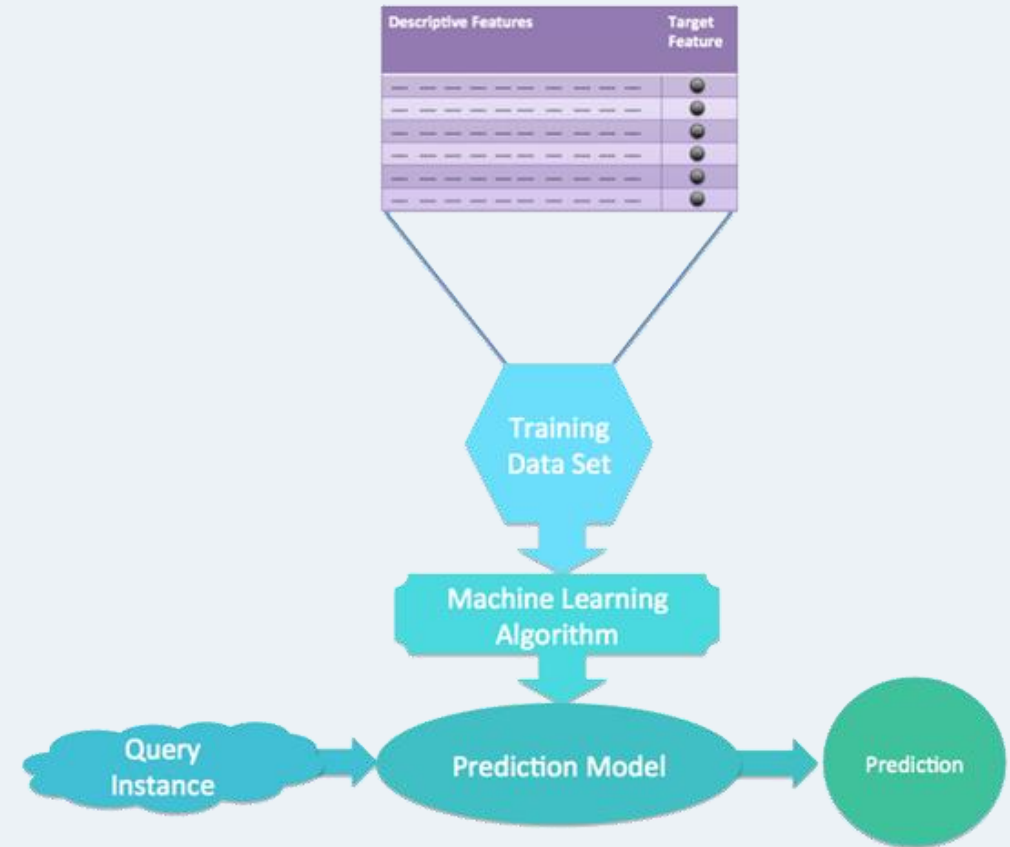


jedox.

AI, Machine Learning & Advanced Analytics


ARTIFICIAL INTELLIGENCE

- **Learning from historical data**
 - › Using *large* data volumes
- **Building & Training Models**
- **Prediction: Planning Assistance**
- **Advanced Analytics = Statistics**



Jedox Alssisted™ Planning: A Helping Hand


Our Vision



- **Alssistance for Planning**
 - Automated Forecast: Recommend values, upper & lower bounds
- **Alssistance for Building Cubes**
 - Driver-based Planning: Test and identify drivers with correlation and impact factor
- **Alssistance for User Experience**
 - Self-adapting, recommend what to do next

Why Jedox Alssisted™ Planning?

Advantages of Budgeting, Forecasting, and Planning with AI



✓ **More Efficient Process**

- Recommendations
- Upper and Lower Bounds
- Automation



✓ **More Accurate Data**

- Identify Key Drivers
- Test Correlation & Impacts
- No Biase



✓ **Current Forecast**

- Easy-to-use and refresh
- Integrate new trends and drivers
- Re-training of Models with Actuals

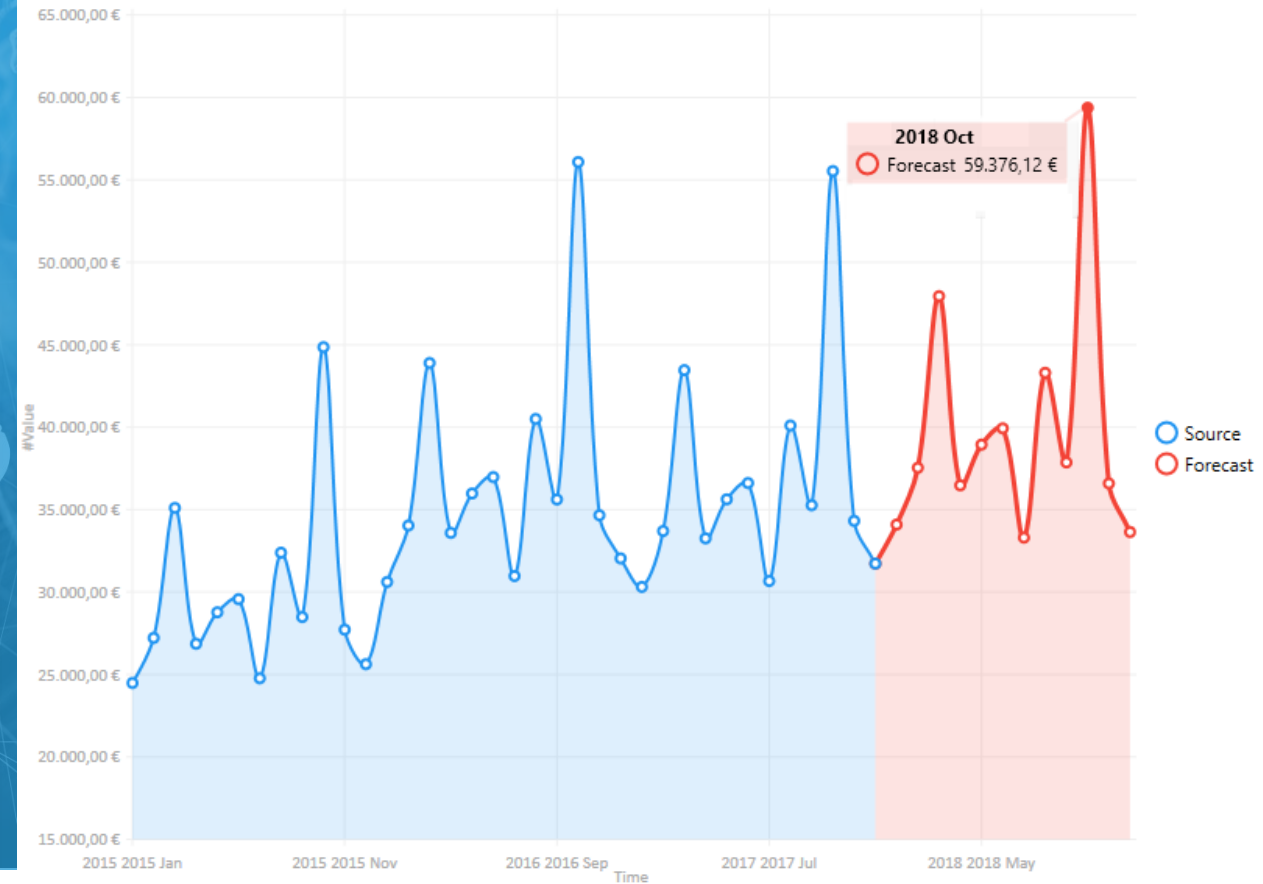
Pilot: New Webservice for Jedox Alssisted™ Planning

Pilot for Automated Forecasting

Automated Forecasting Jedox AI Webservice

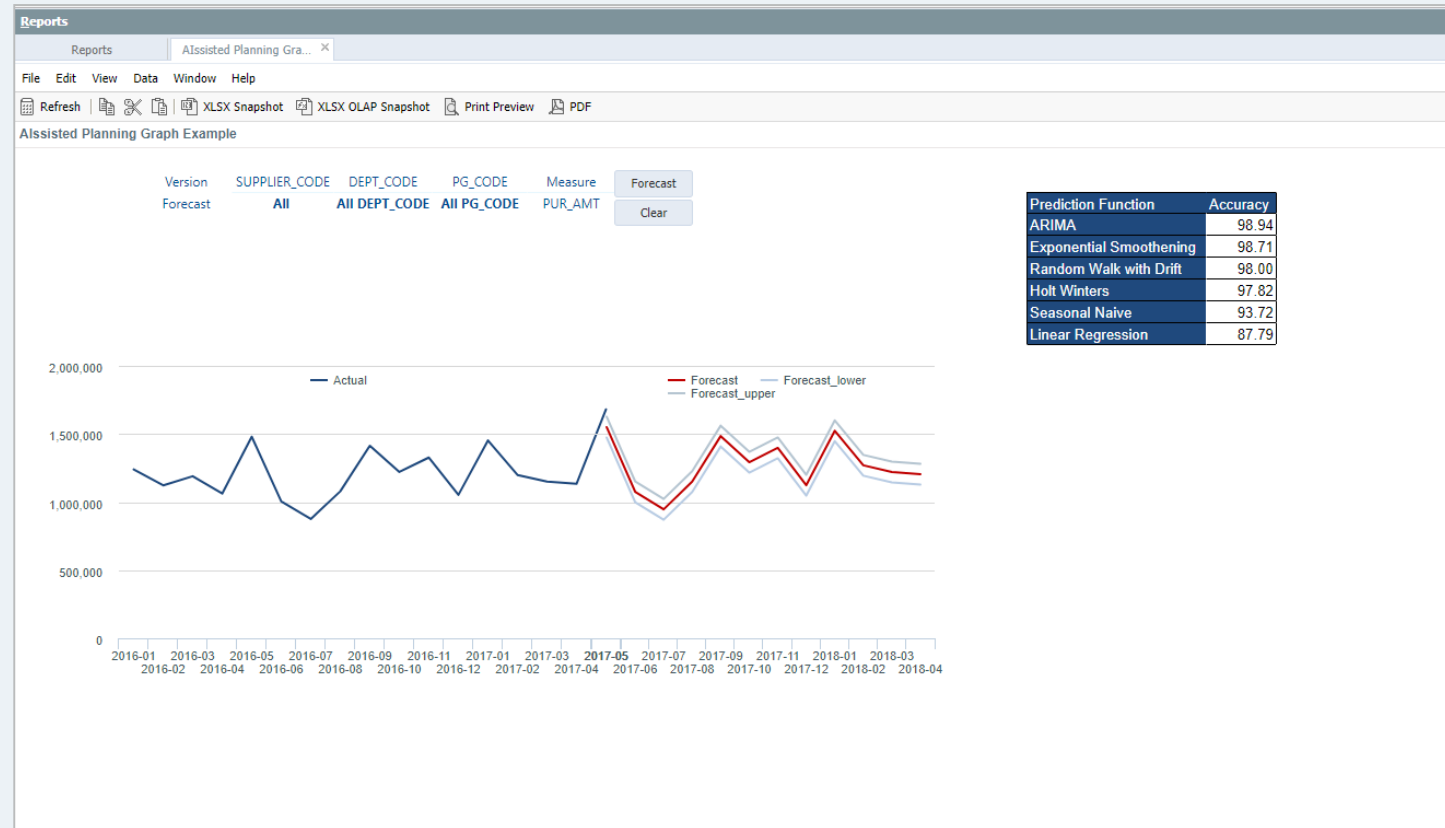


- ▶ Testing over 20 functions
- ▶ Automated selection of best prediction
- ▶ For all hierarchy levels
- ▶ Additional Info:
Accuracy, Upper/Lower Bounds, Correlation, Impact
- ▶ For any target value



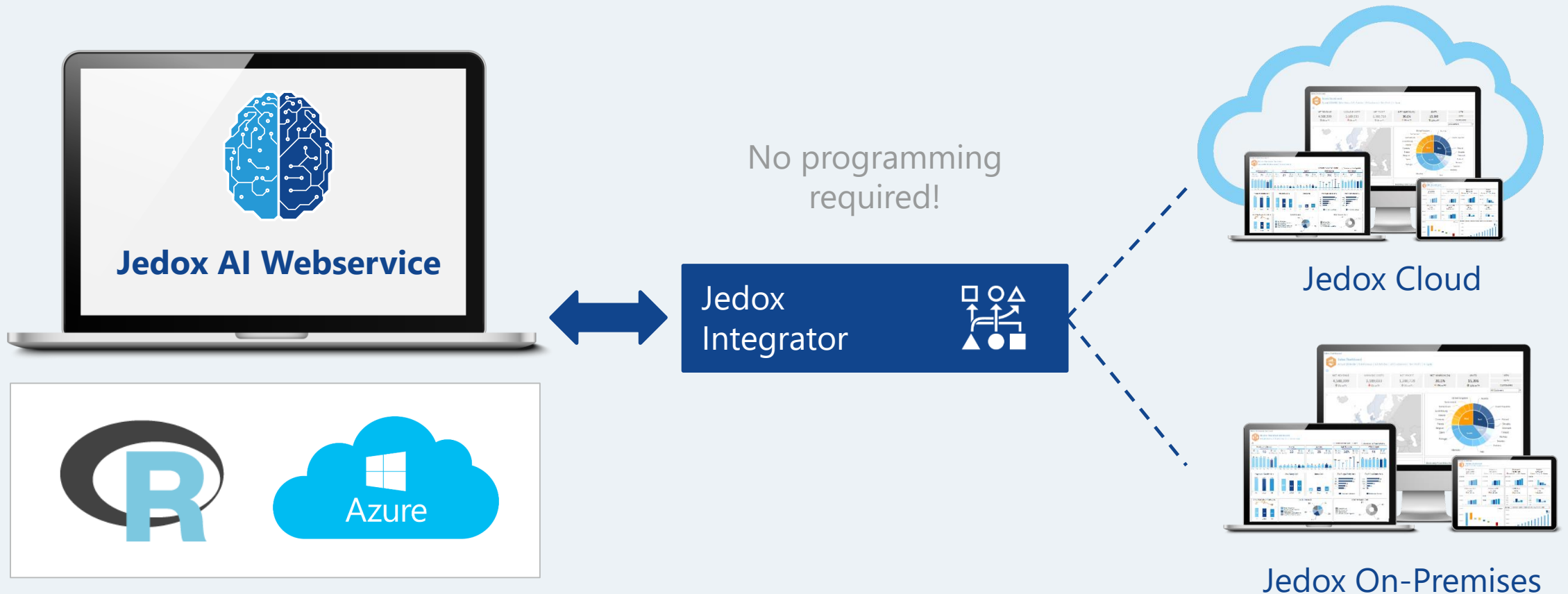
Automated Forecasting Example

Predicting Upper and Lower Bounds for Budgets & Plans



How it works

Access the Jedox AI Webservice today with the Jedox Integration Tool



Automated Forecasting Demo



Download Jedox 7.1 Beta Version:

www.jedox.com/en/services/downloads/

Support
rampup.support@jedox.com



A top-down view of a business meeting around a wooden table. Several people are seated around the table, their hands and arms visible as they interact with various documents, charts, and laptops. The documents feature various data visualizations, including pie charts, bar graphs, and line graphs. Some documents are labeled with terms like 'ACCOUNTING', 'MARKET ANALYSIS', and 'MARKET'. There are also coffee cups and a small green plant on the table. The entire image has a blue tint, and the text 'Questions & Answers' is overlaid in the center in white.

Questions & Answers



Locations

Jedox AG Freiburg (Headquarters)

Bismarckallee 7a, D-79098 Freiburg im Breisgau

Jedox AG Frankfurt am Main

THE SQUAIRE 12, D-60549 Frankfurt am Main

Jedox AG Düsseldorf

Peter-Müller-Straße 16a, D-40468 Düsseldorf

Jedox France SAS Paris

11 Bis rue du Colisée, 75008 Paris

Jedox Inc. Boston

50 Milk St, 16th Floor, Boston, MA 02109

Jedox Pty. Ltd Melbourne

Level 10, 492 St Kilda Road, Melbourne 3004 VIC

Jedox Pty. Ltd Sydney

Level 32, BT Tower, 1 Market Street, Sydney 2000 NSW

Jedox Pty. Ltd Singapore

Level 04-05, 51 Changi Business Park Central, 2 Singapore 486066