

May 2022

DATA QUADRANT REPORT

Enterprise Resource Planning - Midmarket

765

Reviews

22

Products Included

Table of Contents

Data Quadrant.....

6

Category Overview

7

Vendor Capability Summary.....

9

Vendor Capabilities.....

13

Product Feature Summary

25

Product Features

31

How to Use the Report

Info-Tech’s Data Quadrant Reports provide a comprehensive evaluation of popular products in the Enterprise Resource Planning - Midmarket market. This buyer’s guide is designed to help prospective purchasers make better decisions by leveraging the experiences of real users.

The data in this report is collected from real end users, meticulously verified for veracity, exhaustively analyzed, and visualized in easy to understand charts and graphs. Each product is compared and contrasted with all other products in the category to create a holistic, unbiased view of the product landscape.

Use this report to determine which product is right for your organization. For highly detailed reports on individual products, see Info-Tech’s Product Scorecard.

This report is available free of charge for internal use only to assist with software evaluation and selection. Sharing, republishing, distributing, or otherwise copying any portion of this report without the express written consent of SoftwareReviews.com is strictly prohibited.

© 2022 SoftwareReviews.com. All rights reserved.

Software Directory

ENTERPRISE RESOURCE PLANNING - MIDMARKET SOFTWARE

Selecting software can be overwhelming and one of the biggest challenges facing organizations is understanding the marketplace and identifying all of the available vendors and products. The Software Directory is a comprehensive list of all relevant software products in a particular category. Use this page to create the right product shortlist by exploring all of the options available to your organization.

Enterprise Resource Planning - Midmarket Software

 24SevenOffice ERP

 3i Orion ERP

 abasERP Core Package

 AccessiG PRO-III

 ACERO

 Acumatica Cloud ERP

 AddonSoftware

 AFS ERP

 AIM Vision ERP

 Aplicor3C ERP

 Apollo ERP

 Apprise ERP

 Aptean ERP

 BizAutomation.com ERP

 Bizowie ERP

 B&L Odyssey ERP

 BST10

 Carillon ERP

 CGI ERP Solutions

 CGS BlueCherry ERP

 CREST ERP

 CSB ERP Application

 Datacor ERP Solutions

 DataModes ERP

 Datev ERP System

 DeFacto ERP

 Deltek Costpoint

 Deltek Maconomy

 Deltek Vantagepoint

 D+H Bank Core

 ebizframe ERP

 eci ECiM1 ERP

 EFI ERP Solutions

 Epicor Kinetic

 Epicor Prophet 21 Cloud ERP

 Everest ERP



Software Directory

ENTERPRISE RESOURCE PLANNING - MIDMARKET SOFTWARE

Selecting software can be overwhelming and one of the biggest challenges facing organizations is understanding the marketplace and identifying all of the available vendors and products. The Software Directory is a comprehensive list of all relevant software products in a particular category. Use this page to create the right product shortlist by exploring all of the options available to your organization.

Enterprise Resource Planning - Midmarket Software

 **Evo ERP**

 **Exact ERP Solutions**

 **Exel Computer Systems EFACS E/8**

 **FinancialForce ERP Cloud**

 **Focus i**

 **Fusion Software ERP**

 **GDS ProfitTool**

 **Global Shop Solutions ERP Software**

 **HansaWorld Standard ERP**

 **Harris Data ERP Applications**

 **IFS Enterprise Resource Planning**

InfoPower fxDBO

 **Infor Addage**

 **Infor LN**

 **Infor M3**

 **Infor SyteLine**

 **INTEGRA E-Business**

 **IntegrateIT ERP123**

 **Iptor ERP (Formerly IBS)**

 **IQMS EnterpriseIQ**

 **JAMIS Prime ERP**

 **Jeeves ERP**

 **JOMAR ERP & Enterprise Mobility**

 **Kenandy Cloud ERP Platform**

 **Metasystems Accelerated ERP**

 **MIE Trak Pro**

 **Millennium III (M3)**

 **Minotaur ERP**

 **NGC ERP**

 **Odoo**

 **OmegaCube ERP**

 **OpenPro ERP**

 **Open Systems Traverse**

 **Oracle NetSuite ERP**

 **PayTraq ERP**

 **Pentagon 2000SQL ERP**

Software Directory

ENTERPRISE RESOURCE PLANNING - MIDMARKET SOFTWARE

Selecting software can be overwhelming and one of the biggest challenges facing organizations is understanding the marketplace and identifying all of the available vendors and products. The Software Directory is a comprehensive list of all relevant software products in a particular category. Use this page to create the right product shortlist by exploring all of the options available to your organization.

Enterprise Resource Planning - Midmarket Software

 Plex Smart Manufacturing Platform

 PolyPM ERP

 Priority ERP

 ProcessPro

 PSI ERP

 QAD Cloud ERP

 Rootstock Cloud ERP

 Sage Intacct

 Sage X3

 SAP Business ByDesign

 SAP Business One

 SouthWare ERP Accounting Software

 Striven

 STYLEman ERP

 SynergyERP

 SYSPRO ERP

 The ADaM System

 The Decision Builder

 TrueERP

 TYASuite Cloud ERP Software

 Tyler Technologies Munis ERP

 Unanet AE

 Unit4 ERP

 VersAccount Cloud ERP

 Visibility.net ERP Software

 CGS Visual ERP.net

 WinMAGI

 WorkWise ERP Application Suite

 Xantel AMAPS+PLUS

 Xperia Comprehensive Enterprise System

 XTuple ERP

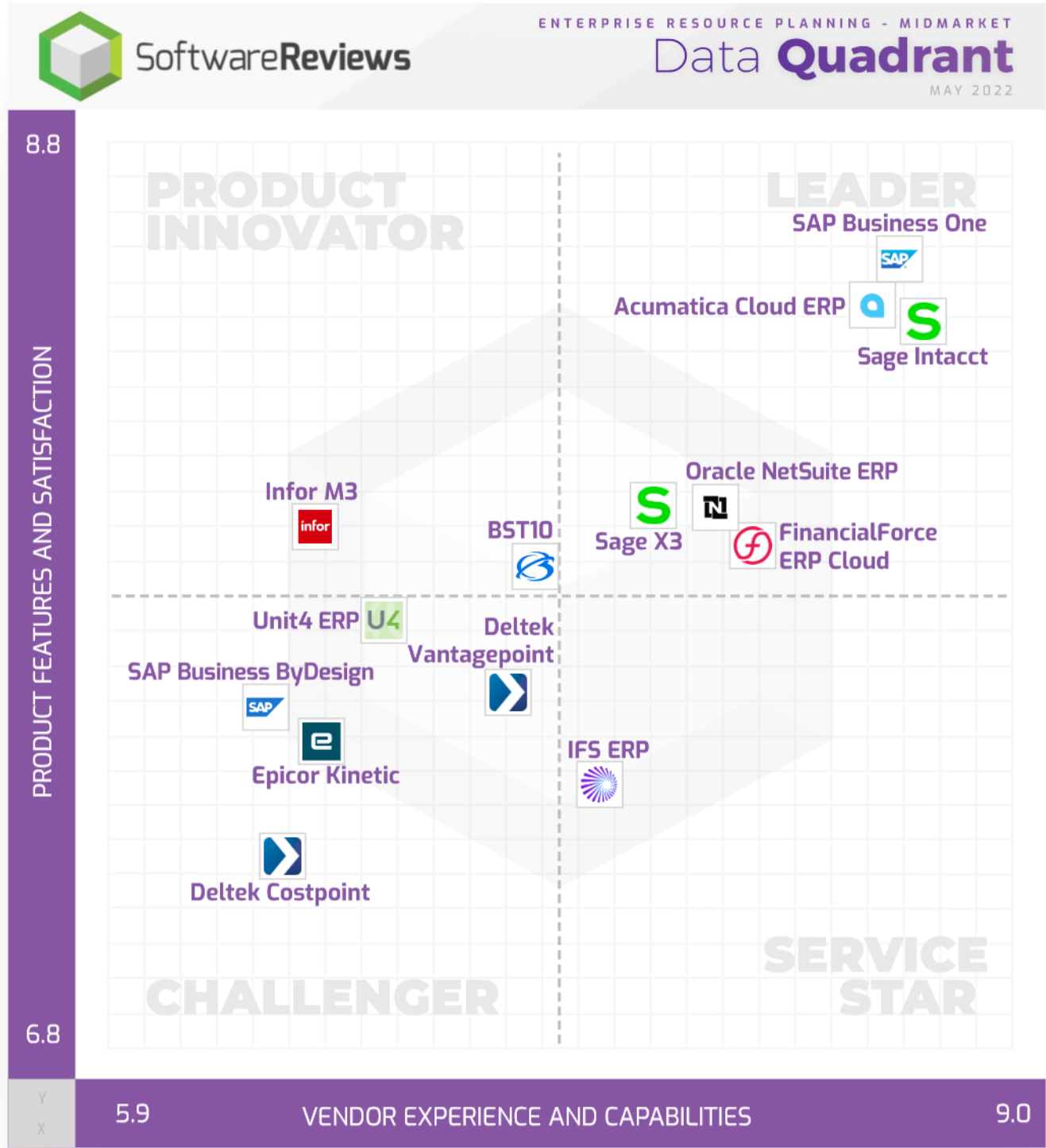
 Yonyou ERP

SOFTWARE REVIEWS

Data Quadrant



Assess vendor and product performance at a glance and use the SoftwareReviews Data Quadrant to identify which products and vendors are leading the pack and which are trailing.



ENTERPRISE RESOURCE PLANNING - MIDMARKET

The Software Reviews Data Quadrant evaluates and ranks products based on feedback from IT and business professionals. The placement of a software in the Data Quadrant indicates its relative ranking as well as its categorization.

The Complete Software Experience

When distilled down, the software experience is shaped by both the experience with the software and the relationship with the vendor. Evaluating enterprise software along these two dimensions provides a comprehensive understanding of the product and helps identify vendors that can deliver on both.

Product Features and Satisfaction

The satisfaction is captured in the overall satisfaction score, which is driven by the likelihood of users to recommend the software, combined with user satisfaction across top product features.

Vendor Experience and Capabilities







































The vendor relationship is calculated in a weighted average of the satisfaction scores tied to vendor capabilities (e.g. software implementation, training, customer support, product roadmap) as well as emotional response ratings toward the vendor (e.g. trustworthy, respectful, fair).

Note: The axes ranges are dynamically adjusted based on minimum and maximum values in the dataset.

Category Overview

This page provides a high level summary of product performance within the Enterprise Resource Planning - Midmarket category. Products are ranked by a composite satisfaction score (Composite Score) that averages four different areas of evaluation: Net Emotional Footprint, Vendor Capabilities, Product Features, and Likeliness to Recommend. The Net Emotional Footprint Score measures user emotional response ratings of the vendor (e.g. trustworthy, respectful, fair).





























Use this data to get a sense of the field, and to see how the products you're considering stack up.

RANK	PRODUCT	COMPOSITE SCORE	NET EMOTIONAL FOOTPRINT	NET EMOTIONAL FOOTPRINT DISTRIBUTION	VENDOR CAPABILITIES	PRODUCT FEATURES	LIKELINESS TO RECOMMEND	NUMBER OF REVIEWS
	 SAP Business One	8.6/10	+91 	 -- NEGATIVE92% POSITIVE	82%	83%	88%	28
	 Sage Intacct	8.6/10	+93 	 2% NEGATIVE95% POSITIVE	82%	83%	86%	34
	 Acumatica Cloud ERP	8.6/10	+88 	 2% NEGATIVE90% POSITIVE	84%	85%	85%	82
	 FinancialForce ERP Cloud	8.0/10	+86 	 4% NEGATIVE90% POSITIVE	76%	77%	80%	32
	 Oracle NetSuite ERP	8.0/10	+82 	 5% NEGATIVE87% POSITIVE	77%	78%	81%	77
	 Sage X3	7.8/10	+80 	 5% NEGATIVE85% POSITIVE	74%	77%	82%	70
7	 BST10	7.5/10	+73 	 6% NEGATIVE79% POSITIVE	72%	71%	85%	29
8	 IFS ERP	7.4/10	+77 	 3% NEGATIVE80% POSITIVE	73%	71%	73%	49
9	 Deltek Vantagepoint	7.3/10	+74 	 6% NEGATIVE80% POSITIVE	69%	73%	76%	54
10	 Unit4 ERP	7.2/10	+63 	 10% NEGATIVE73% POSITIVE	70%	73%	80%	56
AVERAGE SCORES		7.6/10	+74 	 7% NEGATIVE80% POSITIVE	74%	75%	80%	46

Category Overview

This page provides a high level summary of product performance within the Enterprise Resource Planning - Midmarket category. Products are ranked by a composite satisfaction score (Composite Score) that averages four different areas of evaluation: Net Emotional Footprint, Vendor Capabilities, Product Features, and Likeliness to Recommend. The Net Emotional Footprint Score measures user emotional response ratings of the vendor (e.g. trustworthy, respectful, fair).







Use this data to get a sense of the field, and to see how the products you're considering stack up.

RANK	PRODUCT	COMPOSITE SCORE	NET EMOTIONAL FOOTPRINT	NET EMOTIONAL FOOTPRINT DISTRIBUTION	VENDOR CAPABILITIES	PRODUCT FEATURES	LIKELINESS TO RECOMMEND	NUMBER OF REVIEWS
11	 Infor M3	7.1/10	+57 	 <div>10% NEGATIVE67% POSITIVE</div>	71%	78%	80%	22
12	 Epicor Kinetic	6.9/10	+58 	 <div>14% NEGATIVE72% POSITIVE</div>	70%	71%	75%	53
13	 SAP Business ByDesign	6.8/10	+53 	 <div>13% NEGATIVE66% POSITIVE</div>	71%	69%	79%	31
14	 Deltek Costpoint	6.6/10	+57 	 <div>11% NEGATIVE68% POSITIVE</div>	68%	67%	74%	29
AVERAGE SCORES		7.6/10	+74 	 <div>7% NEGATIVE80% POSITIVE</div>	74%	75%	80%	46
PRODUCTS WITH INSUFFICIENT DATA								
--	 Odoo	8.6/10	+96 	 <div>-- NEGATIVE96% POSITIVE</div>	80%	81%	87%	18
--	 Rootstock Cloud ERP	7.8/10	+75 	 <div>4% NEGATIVE79% POSITIVE</div>	81%	80%	77%	18
--	 Deltek Maconomy	7.5/10	+85 	 <div>4% NEGATIVE89% POSITIVE</div>	68%	72%	76%	18
--	 Aptean ERP	8.1/10	+75 	 <div>6% NEGATIVE81% POSITIVE</div>	85%	84%	81%	16
--	 Tyler Technologies Munis ERP	8.1/10	+79 	 <div>4% NEGATIVE83% POSITIVE</div>	80%	83%	84%	16
--	 Infor LN	8.0/10	+83 	 <div>3% NEGATIVE86% POSITIVE</div>	76%	76%	86%	16

Category Overview

This page provides a high level summary of product performance within the Enterprise Resource Planning - Midmarket category. Products are ranked by a composite satisfaction score (Composite Score) that averages four different areas of evaluation: Net Emotional Footprint, Vendor Capabilities, Product Features, and Likeliness to Recommend. The Net Emotional Footprint Score measures user emotional response ratings of the vendor (e.g. trustworthy, respectful, fair).

Use this data to get a sense of the field, and to see how the products you’re considering stack up.

RANK	PRODUCT	COMPOSITE SCORE	NET EMOTIONAL FOOTPRINT	NET EMOTIONAL FOOTPRINT DISTRIBUTION	VENDOR CAPABILITIES	PRODUCT FEATURES	LIKELINESS TO RECOMMEND	NUMBER OF REVIEWS
	PRODUCTS WITH INSUFFICIENT DATA							
--	 Infor SyteLine	7.7/10	+76 	 <div>3% NEGATIVE79% POSITIVE</div>	73%	79%	82%	12
--	 Unanet AE	8.5/10	+96 	 <div>-- NEGATIVE96% POSITIVE</div>	78%	76%	89%	5

Vendor Capability Summary

This page summarizes user satisfaction with a variety of vendor capabilities regarding their product offering(s). Look for strong and consistent performance across the board when assembling your shortlist, and follow-up on areas of concern during the evaluation and negotiation processes.

PRODUCT	OVERALL CAPABILITY SATISFACTION	BUSINESS VALUE CREATED	BREADTH OF FEATURES	QUALITY OF FEATURES	PRODUCT STRATEGY AND RATE OF IMPROVEMENT	USABILITY AND INTUITIVENESS	VENDOR SUPPORT	EASE OF DATA INTEGRATION	EASE OF ADMINISTRATION	EASE OF CUSTOMIZATION	AVAILABILITY AND QUALITY OF TRAINING	EASE OF IMPLEMENTATION
Acumatica Cloud ERP	85%	86%	83%	84%	85%	85%	84%	87%	86%	81%	83%	86%
SAP Business One	82%	85%	87%	88%	81%	85%	83%	83%	76%	76%	82%	77%
Sage Intacct	82%	79%	81%	82%	79%	80%	86%	84%	81%	84%	79%	82%
Oracle NetSuite ERP	77%	77%	77%	79%	77%	79%	77%	77%	77%	77%	75%	75%
FinancialForce ERP Cloud	76%	75%	77%	79%	77%	75%	73%	81%	76%	75%	73%	75%
Sage X3	74%	76%	78%	76%	72%	77%	70%	73%	75%	73%	71%	75%
IFS Enterprise Resource Planning	73%	71%	74%	74%	72%	78%	75%	71%	70%	72%	71%	74%
BST10	72%	71%	74%	71%	69%	69%	85%	69%	83%	52%	75%	75%
SAP Business ByDesign	71%	74%	73%	68%	65%	69%	68%	70%	84%	75%	66%	73%
Infor M3	70%	71%	74%	78%	76%	67%	59%	78%	72%	67%	70%	60%
CATEGORY AVERAGE	74%	75%	76%	76%	73%	74%	74%	75%	76%	72%	72%	74%

Vendor Capability Summary

This page summarizes user satisfaction with a variety of vendor capabilities regarding their product offering(s). Look for strong and consistent performance across the board when assembling your shortlist, and follow-up on areas of concern during the evaluation and negotiation processes.

PRODUCT	OVERALL CAPABILITY SATISFACTION	BUSINESS VALUE CREATED	BREADTH OF FEATURES	QUALITY OF FEATURES	PRODUCT STRATEGY AND RATE OF IMPROVEMENT	USABILITY AND INTUITIVENESS	VENDOR SUPPORT	EASE OF DATA INTEGRATION	EASE OF ADMINISTRATION	EASE OF CUSTOMIZATION	AVAILABILITY AND QUALITY OF TRAINING	EASE OF IMPLEMENTATION
Unit4 ERP	70%	72%	74%	69%	64%	67%	67%	74%	71%	73%	69%	72%
Epicor Kinetic	70%	72%	74%	68%	70%	72%	64%	71%	69%	77%	64%	70%
Deltek Vantagepoint	70%	74%	71%	71%	68%	63%	72%	70%	73%	66%	63%	74%
Deltek Costpoint	68%	70%	70%	73%	67%	64%	66%	69%	66%	65%	68%	72%
CATEGORY AVERAGE	74%	75%	76%	76%	73%	74%	74%	75%	76%	72%	72%	74%

PRODUCTS WITH INSUFFICIENT DATA												
Rootstock Cloud ERP	81%	78%	80%	80%	83%	82%	83%	90%	78%	77%	86%	78%
Odoo	81%	83%	82%	81%	79%	80%	72%	87%	76%	81%	86%	80%
Deltek Maconomy	68%	75%	62%	68%	76%	62%	70%	73%	68%	70%	67%	59%
Aptean ERP	86%	86%	83%	87%	82%	89%	83%	82%	89%	88%	82%	89%
Tyler Technologies Munis ERP	80%	86%	83%	86%	74%	83%	72%	81%	85%	76%	79%	79%
Infor LN	76%	78%	81%	76%	73%	71%	76%	77%	77%	83%	71%	75%

Vendor Capability Summary

This page summarizes user satisfaction with a variety of vendor capabilities regarding their product offering(s). Look for strong and consistent performance across the board when assembling your shortlist, and follow-up on areas of concern during the evaluation and negotiation processes.

PRODUCT	OVERALL CAPABILITY SATISFACTION	BUSINESS VALUE CREATED	BREADTH OF FEATURES	QUALITY OF FEATURES	PRODUCT STRATEGY AND RATE OF IMPROVEMENT	USABILITY AND INTUITIVENESS	VENDOR SUPPORT	EASE OF DATA INTEGRATION	EASE OF ADMINISTRATION	EASE OF CUSTOMIZATION	AVAILABILITY AND QUALITY OF TRAINING	EASE OF IMPLEMENTATION
CATEGORY AVERAGE	74%	75%	76%	76%	73%	74%	74%	75%	76%	72%	72%	74%
PRODUCTS WITH INSUFFICIENT DATA												
Infor SyteLine	74%	74%	75%	79%	70%	75%	81%	67%	77%	71%	72%	69%
Unanet AE	78%	81%	81%	75%	78%	71%	84%	81%	75%	69%	81%	81%

Vendor Capability Satisfaction

Vendor Capabilities

This table lists and briefly describes all vendor capabilities that are evaluated in the Enterprise Resource Planning - Midmarket software category. For your convenience, you will also find longer descriptions of the capabilities under the capability subheadings in the subsequent pages.

Business Value Created	The underlying purpose of software is to create value for employees, customers, partners and ultimately shareholders. As a result, it is imperative that any software selection be aligned with the organization’s needs and deliver enough business value to justify the cost. The data below highlights the satisfaction level associated with the business value derived from various product offerings. Use this information to identify the software that consistently creates business value for its customers.
Breadth of Features	Users prefer to work with feature rich software that enables them to perform diverse series of tasks as opposed to one they find restrictive. The data below highlights the satisfaction level associated with the breadth of features from various product offerings. Use this information to identify which software offers valuable comprehensive functionality that extends beyond the basic level.
Quality of Features	Feature quality is just as important as quantity. Software needs to do what you’re purchasing it to do, easily, intuitively, reliably, and effectively. Use the data in this section to gauge whether or not a product follows through on the marketing hype by delivering high quality features.
Product Strategy and Rate of Improvement	Purchasing software can be a significant commitment, so it’s important to know if your vendor is serious about the need for constant improvement and deliberate strategic direction. Vendors who don’t stay on top of emerging needs and trends won’t enable you to meet your business goals. Use the data in this section to separate innovators from imposters.
Usability And Intuitiveness	End user learning curves cost the organization money. Pay attention to your end users’ technical ability to determine how important UX is in your purchase.

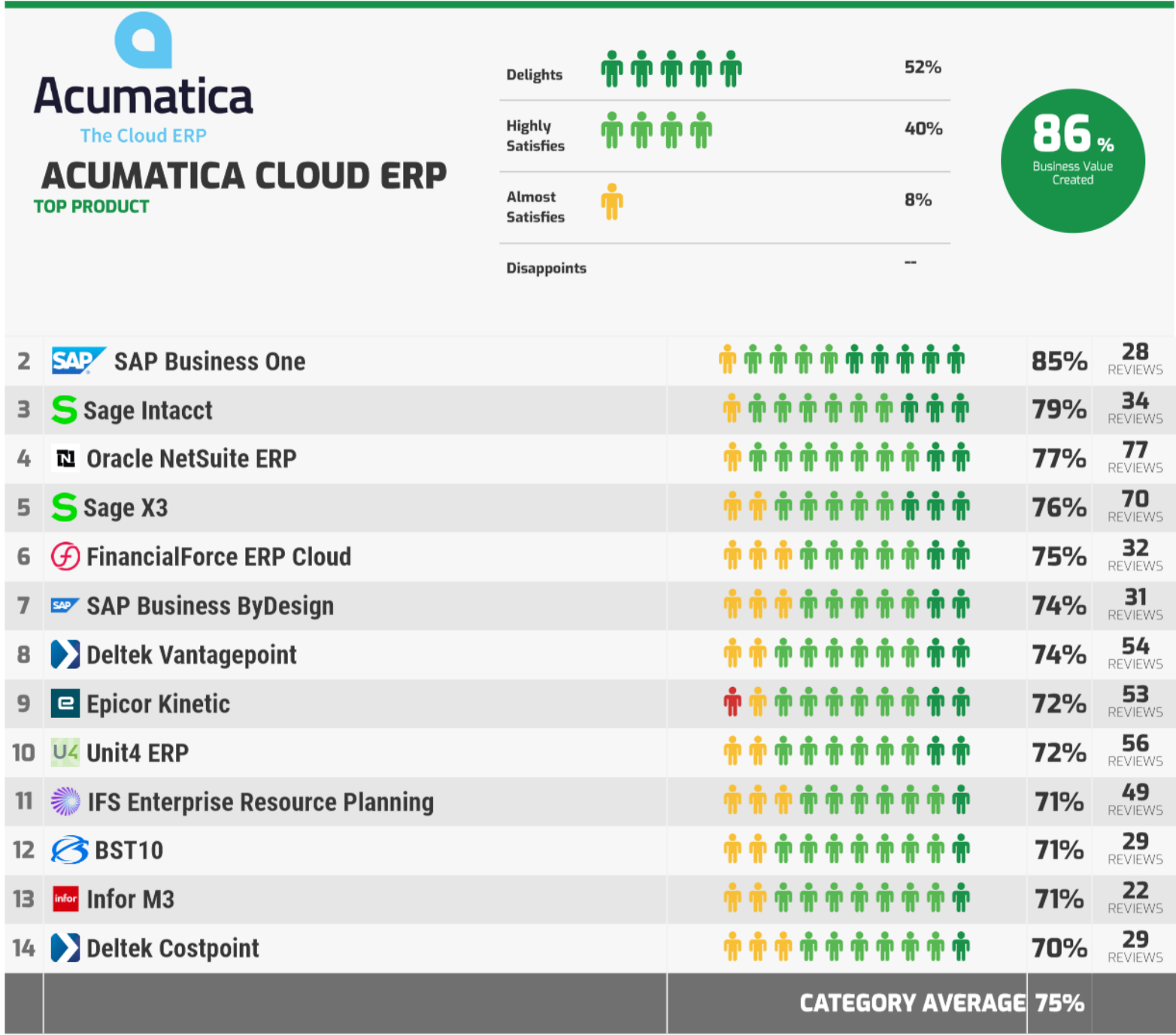
This section provides detailed information on user satisfaction for each vendor capability regarding their product offering(s). Use these pages to dig deeper into areas of particular interest or concern.

Vendor Support	The importance of vendor support will vary for each organization depending on internal capabilities, but there will always be issues that only the vendor can resolve. Use the data in this section to see which vendors tend to under-service their product and which will offer quality support.
Ease of Data Integration	The ability to integrate with other systems is increasingly important; without this, manual data loading and extraction can be time-consuming and prone to error. Use this section to see which vendors will cause headaches and which will make data integration easy.
Ease of Administration	Administrative interfaces don’t get the same attention as those built for end users, but they shouldn’t be clunky or unintuitive. Use the data in this section to determine which vendors make administration easy, so that your IT personnel can resolve issues and perform configurations efficiently and effectively.
Ease of Customization	Out-of-the-box functionality often isn’t enough, especially for niche or industry-specific software, and the reason you’re buying rather than building is to save time and money in the first place. Don’t get bogged down in a difficult customization; use the data in this section to make sure you can easily achieve the functionality you need for your particular situation.
Availability and Quality of Training	Effective and readily available training enables users to get the most out of the software you’ve chosen. Use this section to make sure your vendor’s training programs and materials measure up.
Ease of Implementation	Choosing the right software is only the first step. Successfully implementing the new solution is necessary in order to realize its full value and promote end user adoption. Use the data in this section to determine which software is easy to implement, and which may jeopardize your goals by causing trouble in this stage.

Vendor Capability Satisfaction

















Business Value Created

The underlying purpose of software is to create value for employees, customers, partners and ultimately shareholders. As a result, it is imperative that any software selection be aligned with the organization's needs and deliver enough business value to justify the cost. The data below highlights the satisfaction level associated with the business value derived from various product offerings. Use this information to identify the software that consistently creates business value for its customers.



This section provides detailed information on user satisfaction for each vendor capability regarding their product offering(s). Use these pages to dig deeper into areas of particular interest or concern.

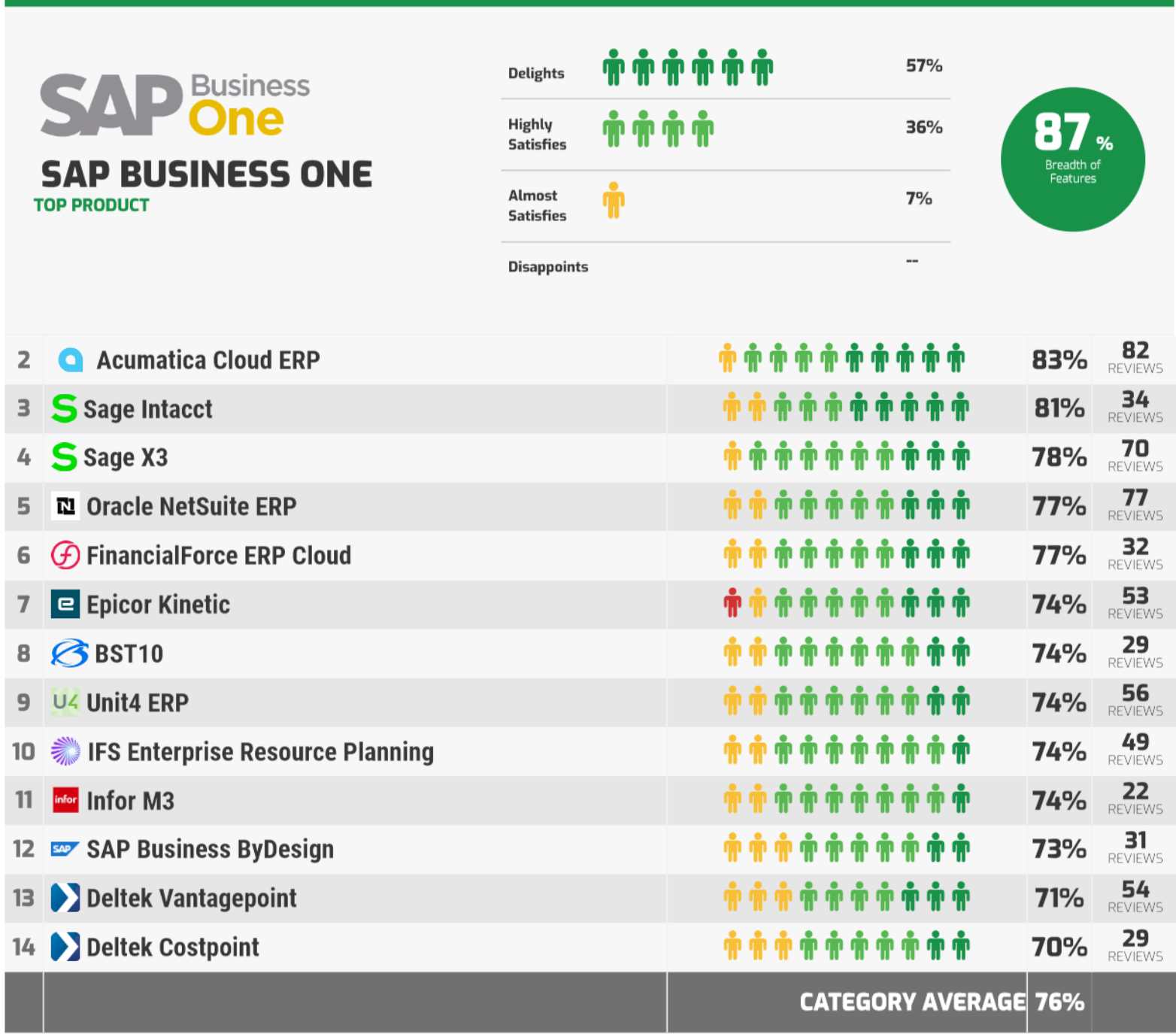
PRODUCTS WITH INSUFFICIENT DATA

--	 Odoo		83%	18 REVIEWS
--	 Rootstock Cloud ERP		78%	18 REVIEWS
--	 Deltek Maconomy		75%	18 REVIEWS
--	 Tyler Technologies Munis ERP		86%	16 REVIEWS
--	 Aptean ERP		86%	16 REVIEWS
--	 Infor LN		78%	16 REVIEWS
--	 Infor SyteLine		74%	12 REVIEWS
--	 Unanet AE		81%	5 REVIEWS

Vendor Capability Satisfaction

















Breadth of Features

Users prefer to work with feature rich software that enables them to perform diverse series of tasks as opposed to one they find restrictive. The data below highlights the satisfaction level associated with the breadth of features from various product offerings. Use this information to identify which software offers valuable comprehensive functionality that extends beyond the basic level.



This section provides detailed information on user satisfaction for each vendor capability regarding their product offering(s). Use these pages to dig deeper into areas of particular interest or concern.

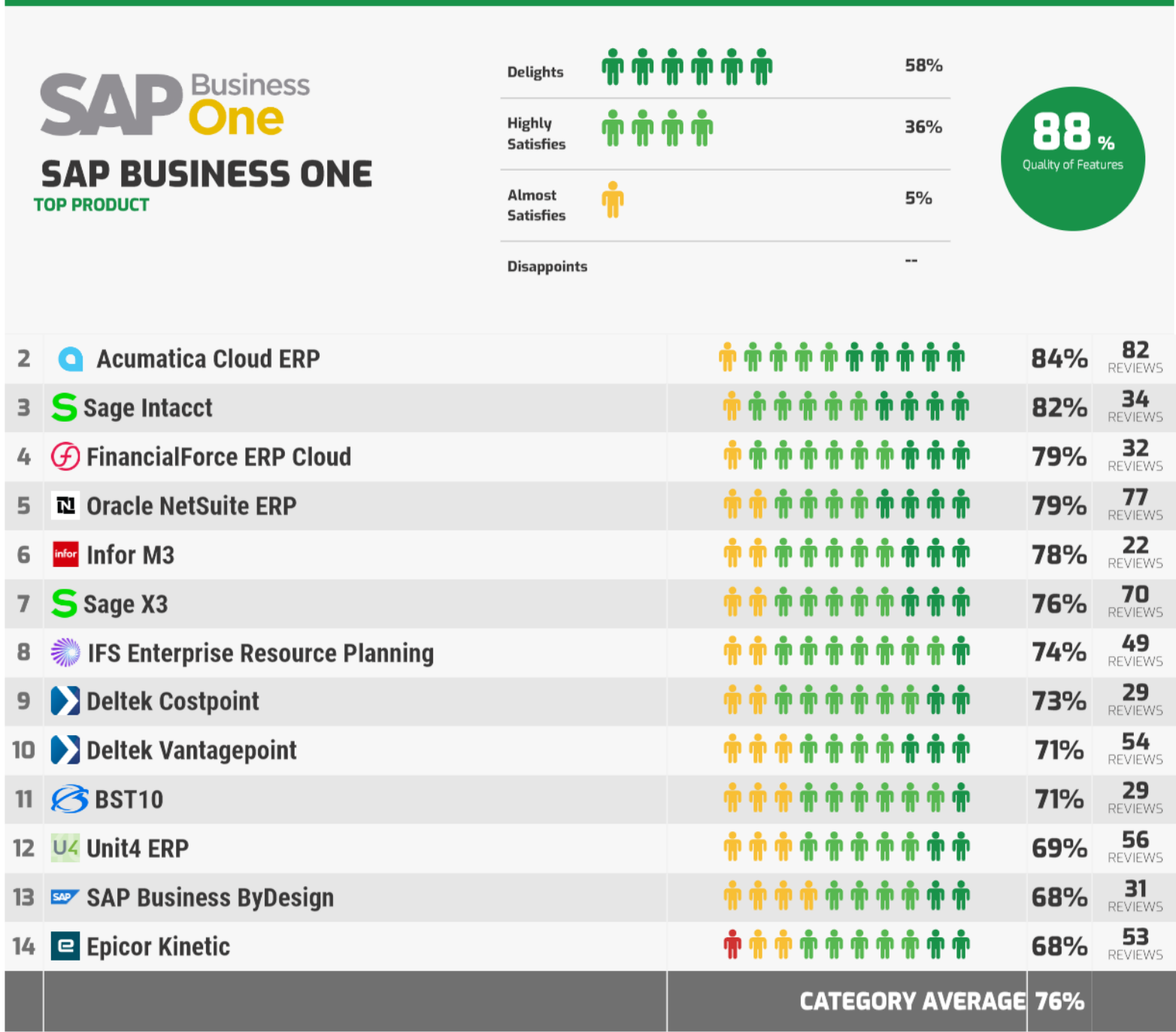
PRODUCTS WITH INSUFFICIENT DATA

--	 Odoo		82%	18 REVIEWS
--	 Rootstock Cloud ERP		80%	18 REVIEWS
--	 Deltek Maconomy		62%	18 REVIEWS
--	 Aptean ERP		83%	16 REVIEWS
--	 Tyler Technologies Munis ERP		83%	16 REVIEWS
--	 Infor LN		81%	16 REVIEWS
--	 Infor SyteLine		75%	12 REVIEWS
--	 Unanet AE		81%	5 REVIEWS

Vendor Capability Satisfaction

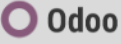















Quality of Features

Feature quality is just as important as quantity. Software needs to do what you're purchasing it to do, easily, intuitively, reliably, and effectively. Use the data in this section to gauge whether or not a product follows through on the marketing hype by delivering high quality features.



This section provides detailed information on user satisfaction for each vendor capability regarding their product offering(s). Use these pages to dig deeper into areas of particular interest or concern.

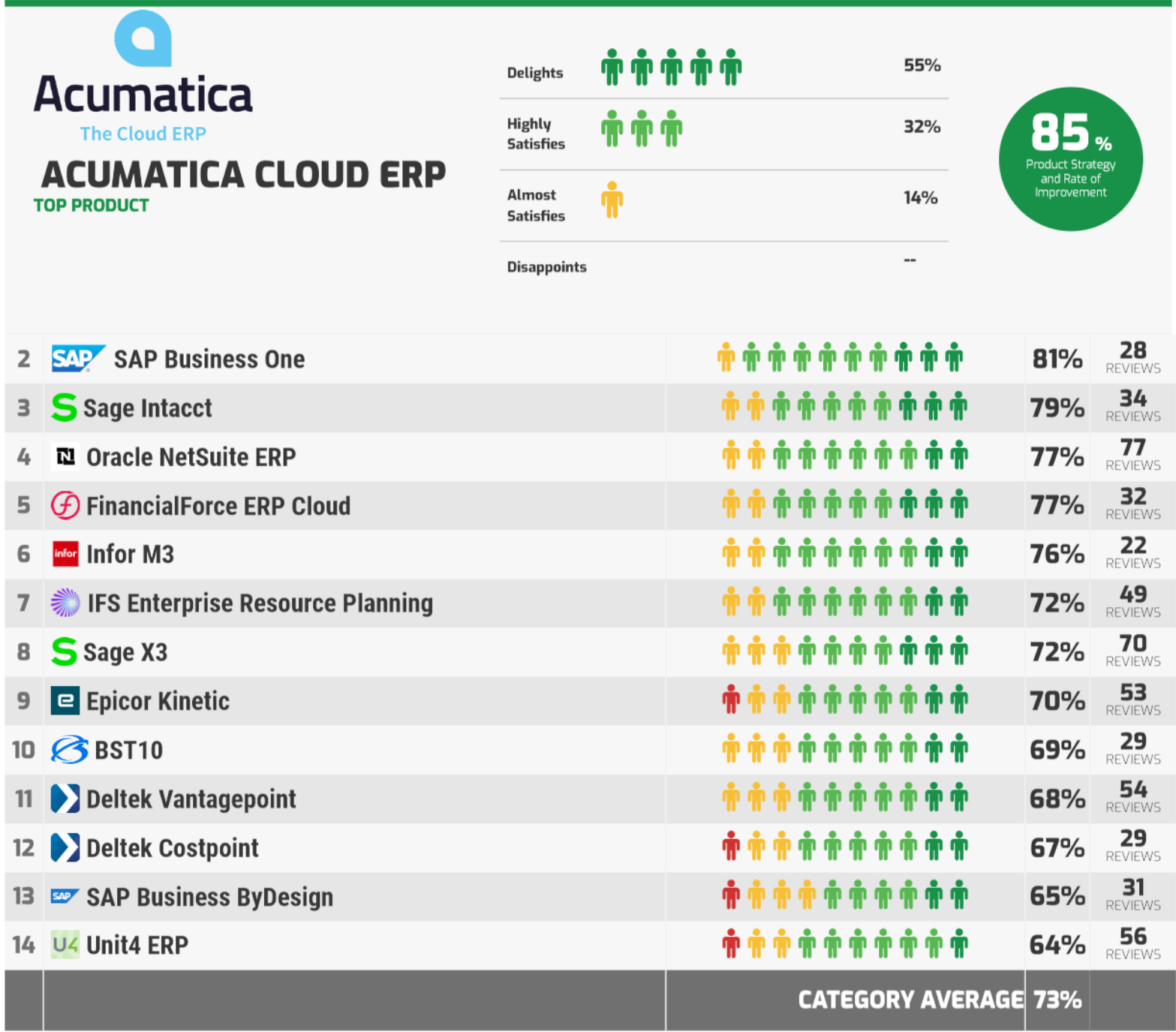
PRODUCTS WITH INSUFFICIENT DATA

--	 Odoo		81%	18 REVIEWS
--	 Rootstock Cloud ERP		80%	18 REVIEWS
--	 Deltek Maconomy		68%	18 REVIEWS
--	 Aptean ERP		87%	16 REVIEWS
--	 Tyler Technologies Munis ERP		86%	16 REVIEWS
--	 Infor LN		76%	16 REVIEWS
--	 Infor SyteLine		79%	12 REVIEWS
--	 Unanet AE		75%	5 REVIEWS

Vendor Capability Satisfaction

















Product Strategy and Rate of Improvement

Purchasing software can be a significant commitment, so it's important to know if your vendor is serious about the need for constant improvement and deliberate strategic direction. Vendors who don't stay on top of emerging needs and trends won't enable you to meet your business goals. Use the data in this section to separate innovators from imposters.



This section provides detailed information on user satisfaction for each vendor capability regarding their product offering(s). Use these pages to dig deeper into areas of particular interest or concern.

PRODUCTS WITH INSUFFICIENT DATA

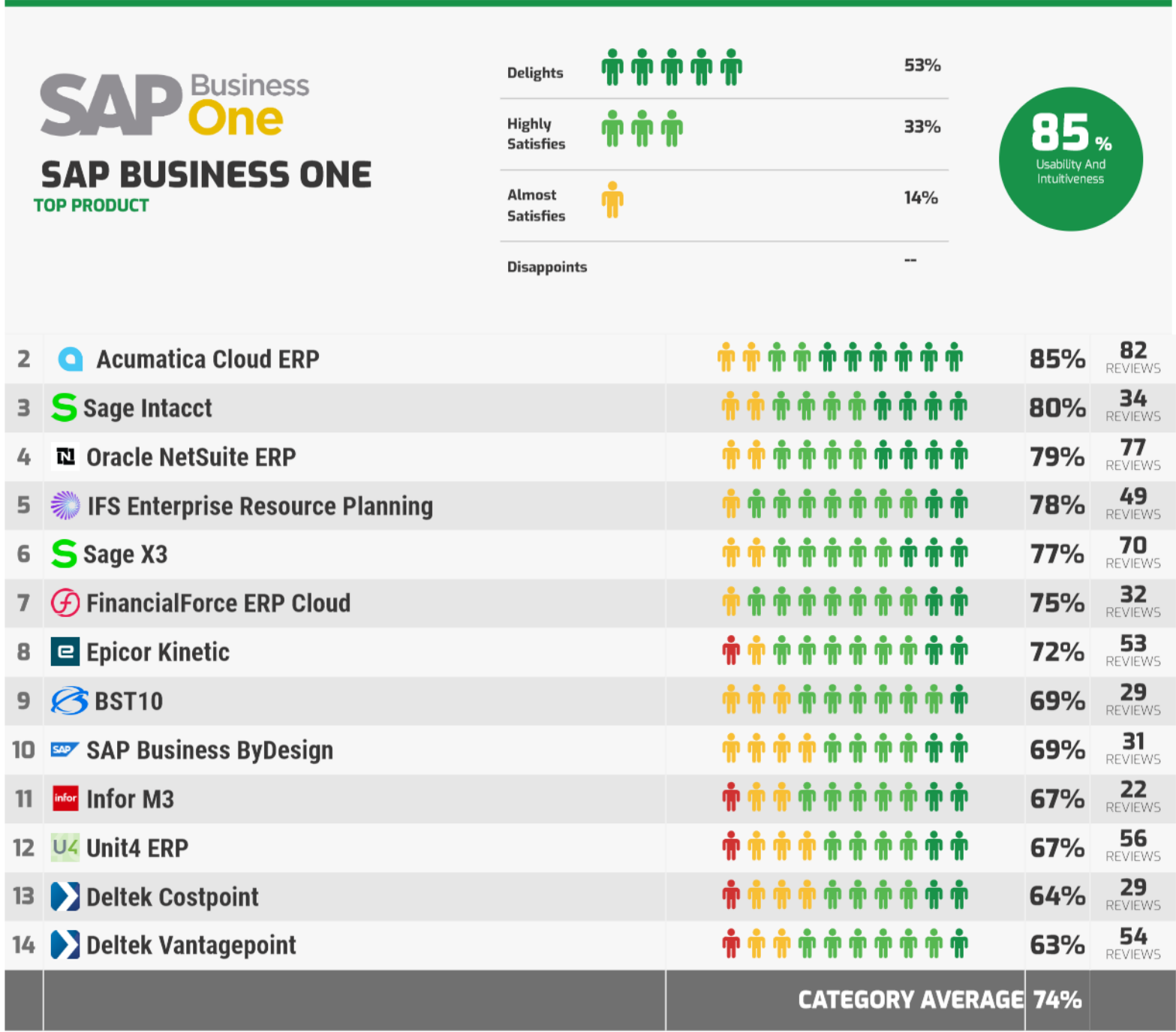
--	 Rootstock Cloud ERP		83%	18 REVIEWS
--	 Odoo		79%	18 REVIEWS
--	 Deltek Maconomy		76%	18 REVIEWS
--	 Aptean ERP		82%	16 REVIEWS
--	 Tyler Technologies Munis ERP		74%	16 REVIEWS
--	 Infor LN		73%	16 REVIEWS
--	 Infor SyteLine		70%	12 REVIEWS
--	 Unanet AE		78%	5 REVIEWS

Vendor Capability Satisfaction

















Usability And Intuitiveness

End user learning curves cost the organization money. Pay attention to your end users' technical ability to determine how important UX is in your purchase.

This section provides detailed information on user satisfaction for each vendor capability regarding their product offering(s). Use these pages to dig deeper into areas of particular interest or concern.



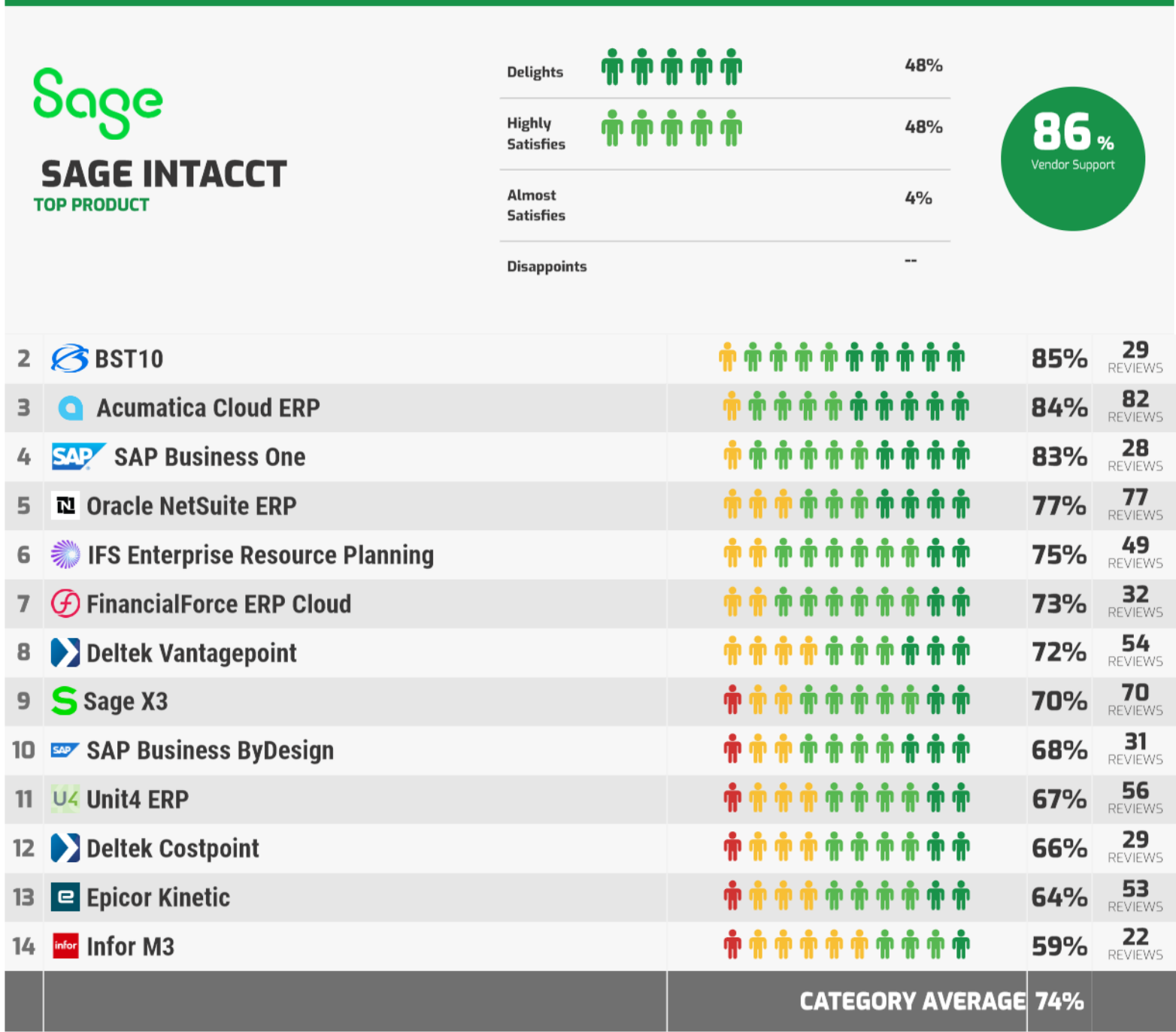
PRODUCTS WITH INSUFFICIENT DATA

--	 Rootstock Cloud ERP		82%	18 REVIEWS
--	 Odoo		80%	18 REVIEWS
--	 Deltek Maconomy		62%	18 REVIEWS
--	 Aptean ERP		89%	16 REVIEWS
--	 Tyler Technologies Munis ERP		83%	16 REVIEWS
--	 Infor LN		71%	16 REVIEWS
--	 Infor SyteLine		75%	12 REVIEWS
--	 Unanet AE		71%	5 REVIEWS

Vendor Capability Satisfaction

















Vendor Support

The importance of vendor support will vary for each organization depending on internal capabilities, but there will always be issues that only the vendor can resolve. Use the data in this section to see which vendors tend to under-serve their product and which will offer quality support.



This section provides detailed information on user satisfaction for each vendor capability regarding their product offering(s). Use these pages to dig deeper into areas of particular interest or concern.

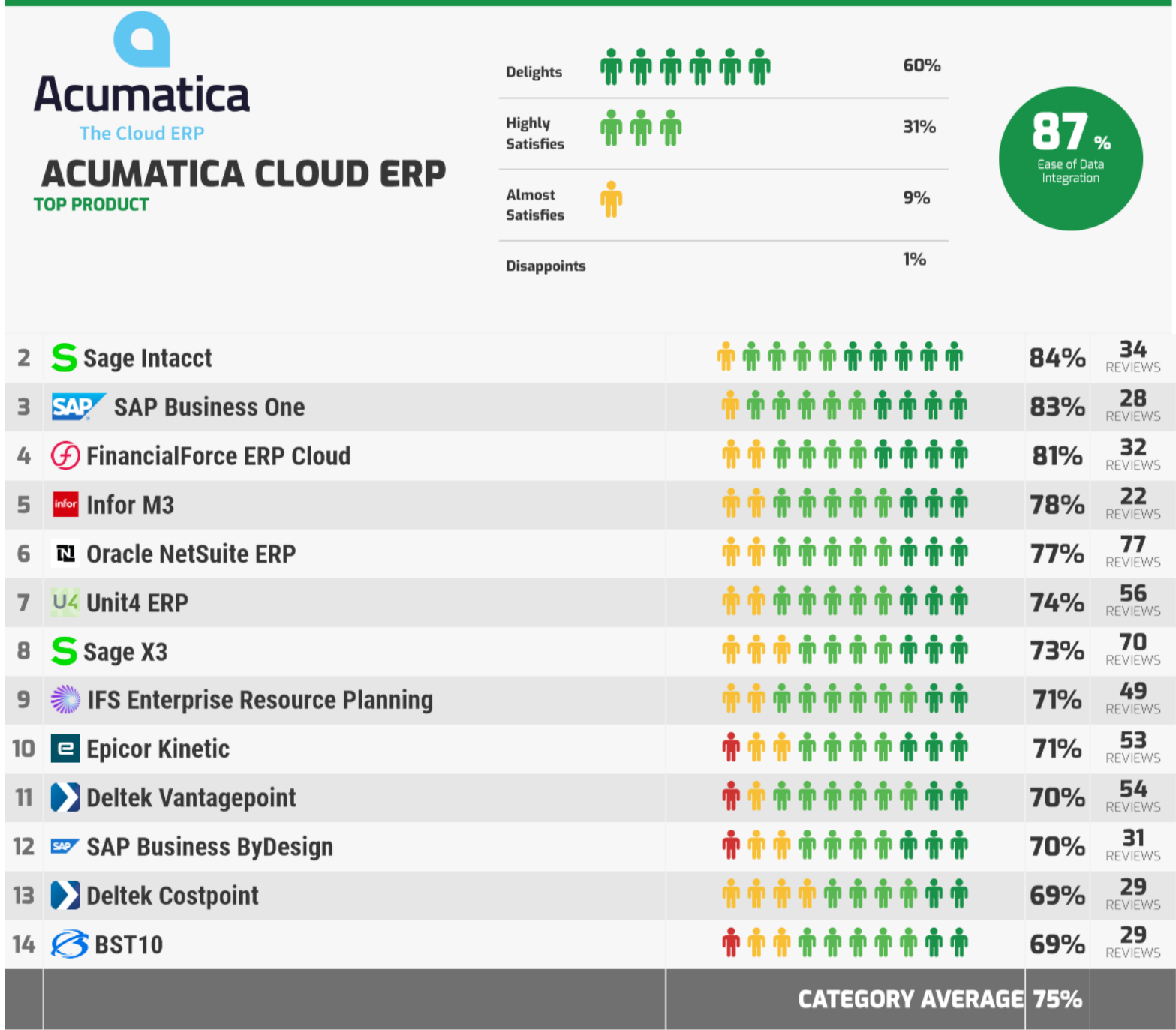
PRODUCTS WITH INSUFFICIENT DATA

--	 Rootstock Cloud ERP		83%	18 REVIEWS
--	 Odoo		72%	18 REVIEWS
--	 Deltek Maconomy		70%	18 REVIEWS
--	 Aptean ERP		83%	16 REVIEWS
--	 Infor LN		76%	16 REVIEWS
--	 Tyler Technologies Munis ERP		72%	16 REVIEWS
--	 Infor SyteLine		81%	12 REVIEWS
--	 Unanet AE		84%	5 REVIEWS

















Vendor Capability Satisfaction

Ease of Data Integration

The ability to integrate with other systems is increasingly important; without this, manual data loading and extraction can be time-consuming and prone to error. Use this section to see which vendors will cause headaches and which will make data integration easy.



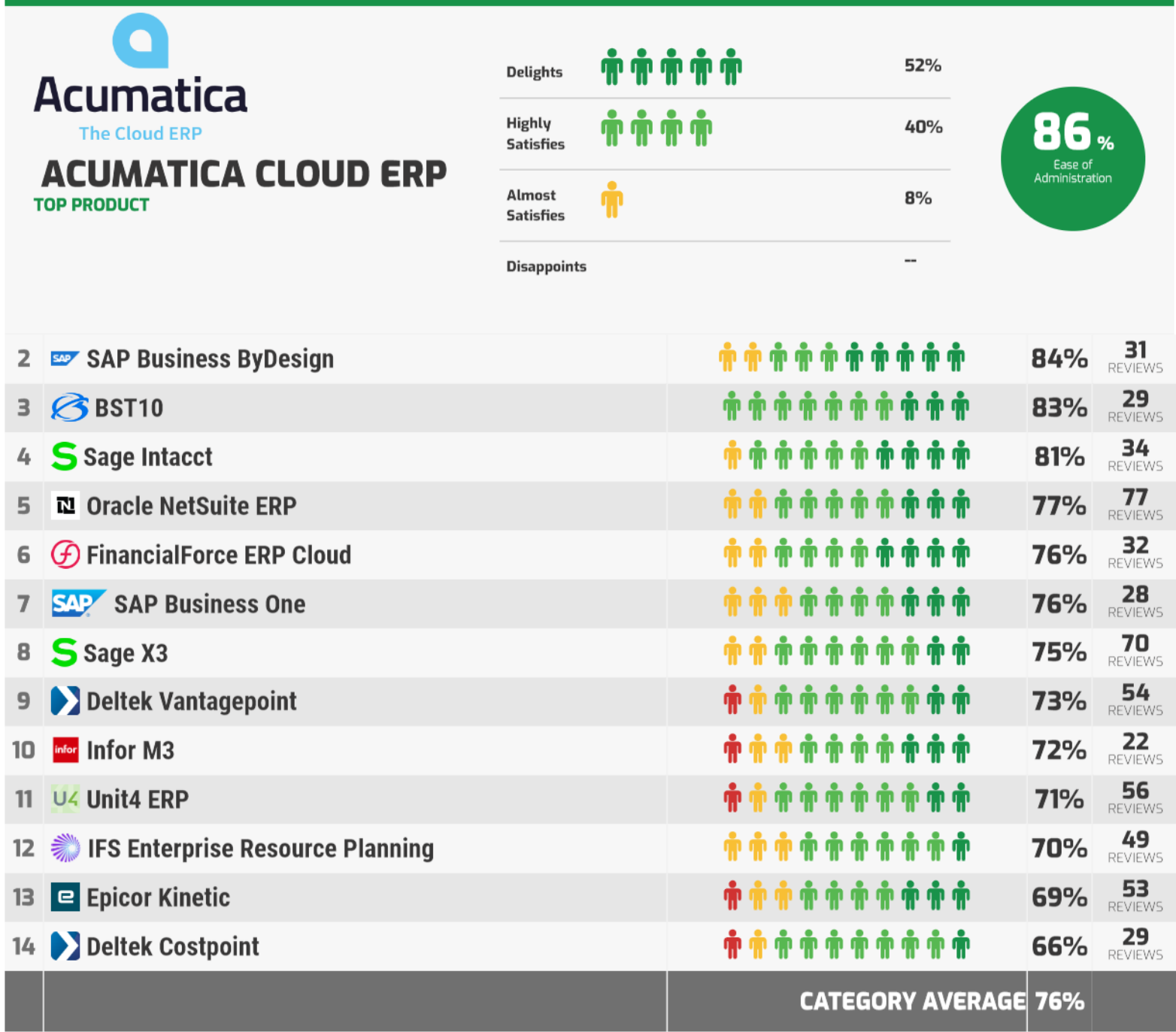
PRODUCTS WITH INSUFFICIENT DATA

--	 Rootstock Cloud ERP		90%	18 REVIEWS
--	 Odoo		87%	18 REVIEWS
--	 Deltek Maconomy		73%	18 REVIEWS
--	 Aptean ERP		82%	16 REVIEWS
--	 Tyler Technologies Munis ERP		81%	16 REVIEWS
--	 Infor LN		77%	16 REVIEWS
--	 Infor SyteLine		67%	12 REVIEWS
--	 Unanet AE		81%	5 REVIEWS

Vendor Capability Satisfaction

















Ease of Administration

Administrative interfaces don't get the same attention as those built for end users, but they shouldn't be clunky or unintuitive. Use the data in this section to determine which vendors make administration easy, so that your IT personnel can resolve issues and perform configurations efficiently and effectively.



This section provides detailed information on user satisfaction for each vendor capability regarding their product offering(s). Use these pages to dig deeper into areas of particular interest or concern.

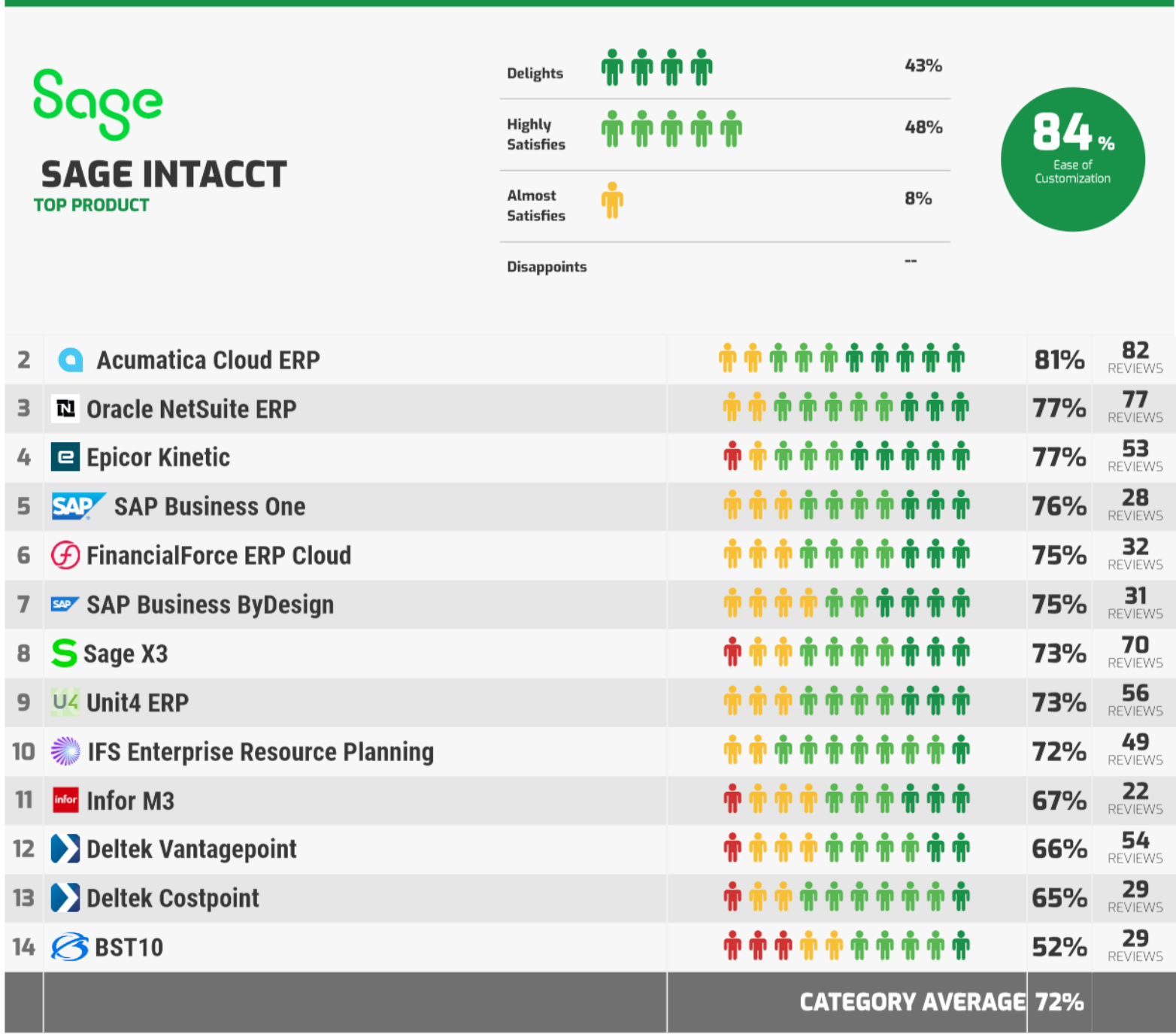
PRODUCTS WITH INSUFFICIENT DATA

--	 Rootstock Cloud ERP		78%	18 REVIEWS
--	 Odoo		76%	18 REVIEWS
--	 Deltek Maconomy		68%	18 REVIEWS
--	 Aptean ERP		89%	16 REVIEWS
--	 Tyler Technologies Munis ERP		85%	16 REVIEWS
--	 Infor LN		77%	16 REVIEWS
--	 Infor SyteLine		77%	12 REVIEWS
--	 Unanet AE		75%	5 REVIEWS

Vendor Capability Satisfaction

















Ease of Customization

Out-of-the-box functionality often isn't enough, especially for niche or industry-specific software, and the reason you're buying rather than building is to save time and money in the first place. Don't get bogged down in a difficult customization; use the data in this section to make sure you can easily achieve the functionality you need for your particular situation.



This section provides detailed information on user satisfaction for each vendor capability regarding their product offering(s). Use these pages to dig deeper into areas of particular interest or concern.

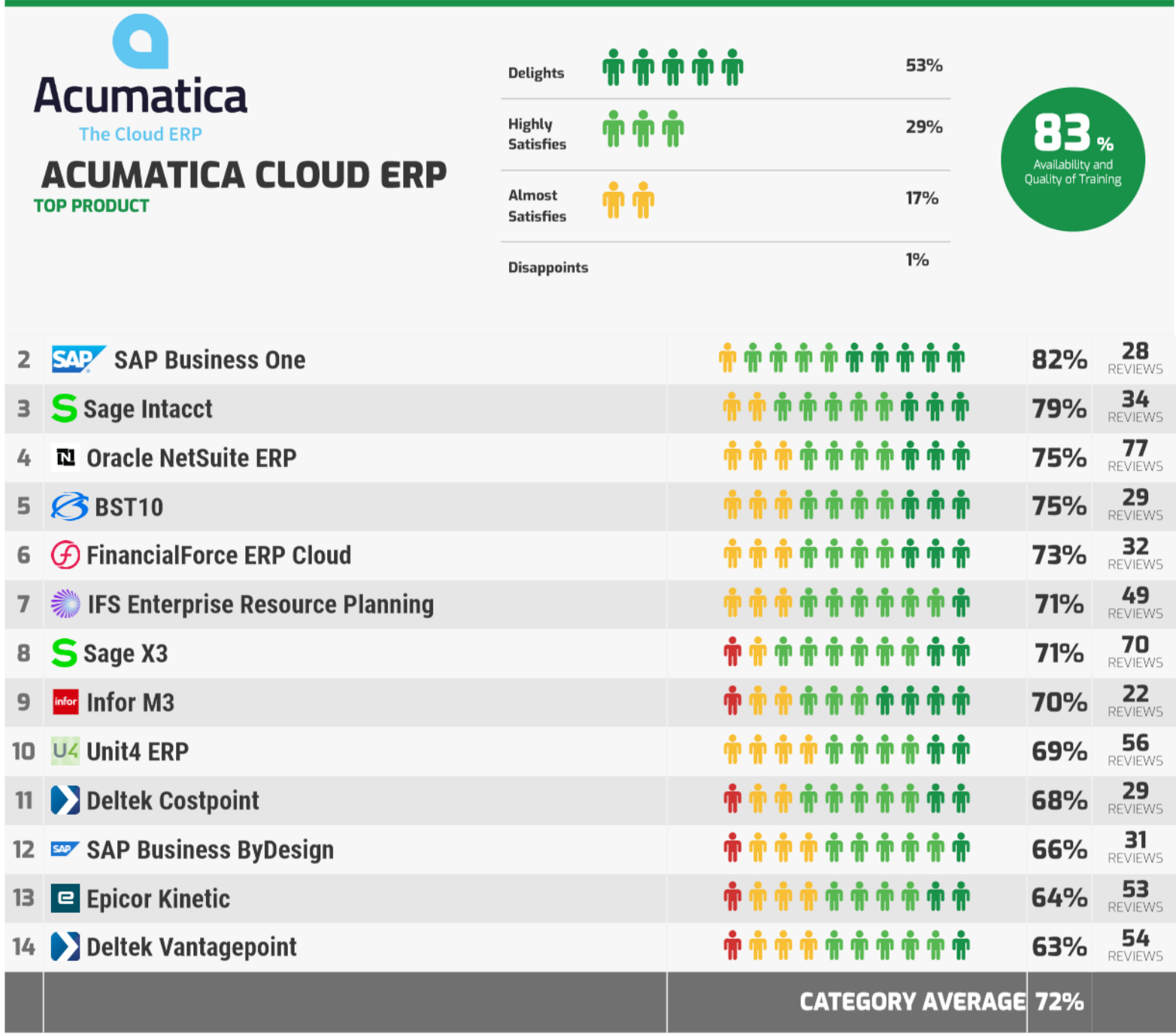
PRODUCTS WITH INSUFFICIENT DATA

--	 Odoo		81%	18 REVIEWS
--	 Rootstock Cloud ERP		77%	18 REVIEWS
--	 Deltek Maconomy		70%	18 REVIEWS
--	 Aptean ERP		88%	16 REVIEWS
--	 Infor LN		83%	16 REVIEWS
--	 Tyler Technologies Munis ERP		76%	16 REVIEWS
--	 Infor SyteLine		71%	12 REVIEWS
--	 Unanet AE		69%	5 REVIEWS

Vendor Capability Satisfaction

















Availability and Quality of Training

Effective and readily available training enables users to get the most out of the software you've chosen. Use this section to make sure your vendor's training programs and materials measure up.



This section provides detailed information on user satisfaction for each vendor capability regarding their product offering(s). Use these pages to dig deeper into areas of particular interest or concern.

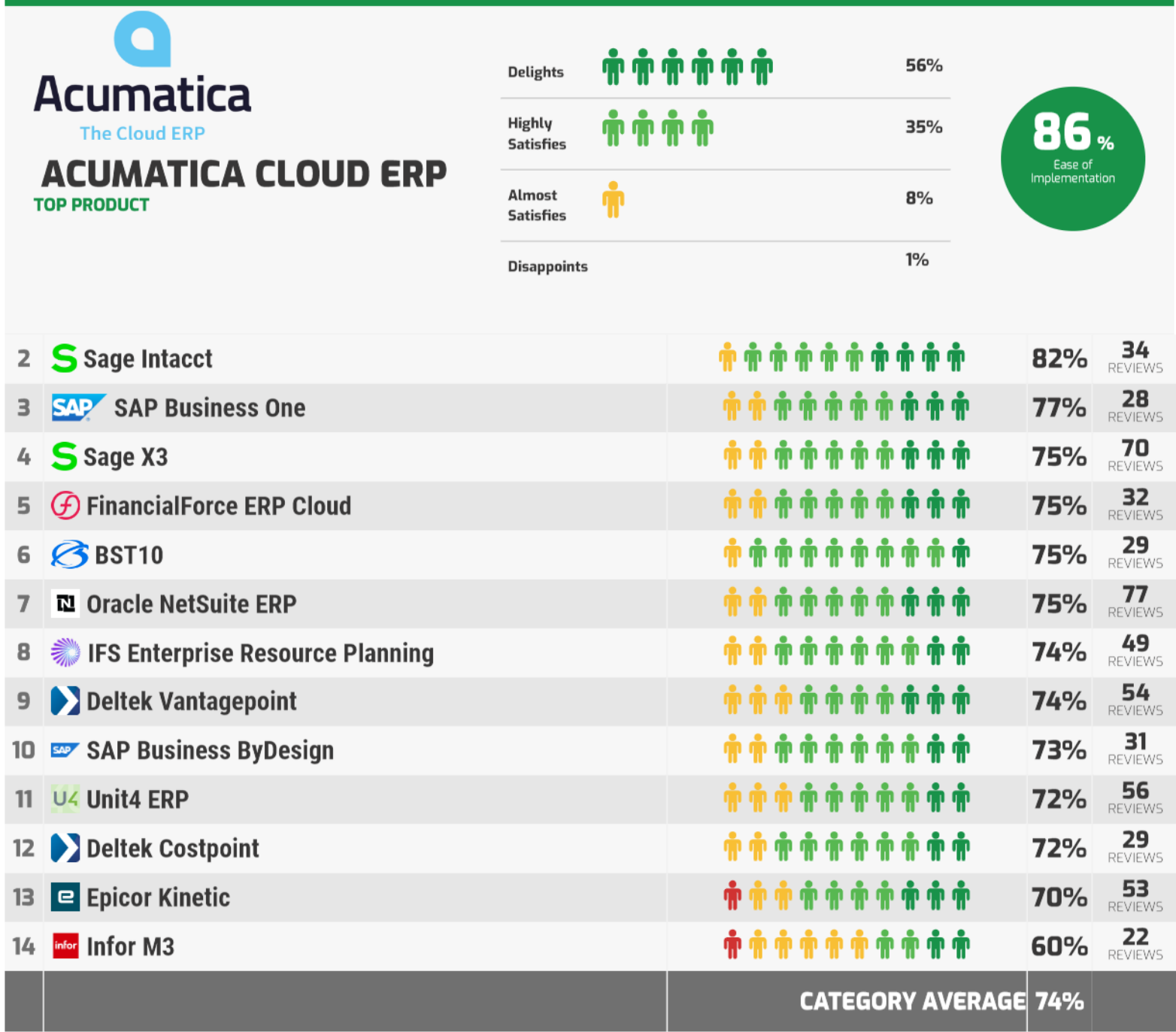
PRODUCTS WITH INSUFFICIENT DATA

--	 Rootstock Cloud ERP		86%	18 REVIEWS
--	 Odoo		86%	18 REVIEWS
--	 Deltek Maconomy		67%	18 REVIEWS
--	 Aptean ERP		82%	16 REVIEWS
--	 Tyler Technologies Munis ERP		79%	16 REVIEWS
--	 Infor LN		71%	16 REVIEWS
--	 Infor SyteLine		72%	12 REVIEWS
--	 Unanet AE		81%	5 REVIEWS

Vendor Capability Satisfaction

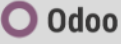















Ease of Implementation

Choosing the right software is only the first step. Successfully implementing the new solution is necessary in order to realize its full value and promote end user adoption. Use the data in this section to determine which software is easy to implement, and which may jeopardize your goals by causing trouble in this stage.



This section provides detailed information on user satisfaction for each vendor capability regarding their product offering(s). Use these pages to dig deeper into areas of particular interest or concern.

PRODUCTS WITH INSUFFICIENT DATA

--	 Odoo		80%	18 REVIEWS
--	 Rootstock Cloud ERP		78%	18 REVIEWS
--	 Deltek Maconomy		59%	18 REVIEWS
--	 Aptean ERP		89%	16 REVIEWS
--	 Tyler Technologies Munis ERP		79%	16 REVIEWS
--	 Infor LN		75%	16 REVIEWS
--	 Infor SyteLine		69%	12 REVIEWS
--	 Unanet AE		81%	5 REVIEWS

Product Feature Summary

MANDATORY FEATURES

This page summarizes user satisfaction with a variety of product features. While strong and consistent performance across the board is desirable, you may be willing to tolerate low scores on features that don't impact your primary use case or core objectives. Use this high-level data to help plan and structure your product evaluation.

PRODUCT	OVERALL FEATURE SATISFACTION	ACCOUNTING AND FINANCIAL MANAGEMENT	ANALYTICS AND REPORTING	BI AND PERFORMANCE MANAGEMENT	INDUSTRY SPECIFIC CAPABILITIES	PROCUREMENT MANAGEMENT						
Acumatica Cloud ERP	85%	86%	85%	85%	83%	87%						
SAP Business One	83%	86%	85%	84%	79%	82%						
Sage Intacct	83%	83%	82%	81%	84%	83%						
Infor M3	78%	86%	81%	69%	81%	73%						
Oracle NetSuite ERP	78%	78%	76%	74%	82%	77%						
FinancialForce ERP Cloud	77%	81%	77%	75%	76%	76%						
Sage X3	77%	81%	76%	72%	78%	76%						
Deltek Vantagepoint	73%	75%	72%	70%	74%	73%						
Unit4 ERP	73%	79%	73%	69%	71%	71%						
Epicor Kinetic	72%	77%	64%	--	73%	--						
CATEGORY AVERAGE	75%	80%	75%	73%	76%	74%						

Product Feature Summary

MANDATORY FEATURES

This page summarizes user satisfaction with a variety of product features. While strong and consistent performance across the board is desirable, you may be willing to tolerate low scores on features that don't impact your primary use case or core objectives. Use this high-level data to help plan and structure your product evaluation.

PRODUCT	OVERALL FEATURE SATISFACTION	ACCOUNTING AND FINANCIAL MANAGEMENT	ANALYTICS AND REPORTING	BI AND PERFORMANCE MANAGEMENT	INDUSTRY SPECIFIC CAPABILITIES	PROCUREMENT MANAGEMENT						
IFS Enterprise Resource Planning	71%	68%	72%	73%	72%	71%						
BST10	70%	80%	67%	66%	79%	56%						
SAP Business ByDesign	68%	77%	71%	63%	58%	73%						
Deltek Costpoint	67%	76%	65%	67%	66%	60%						
CATEGORY AVERAGE	75%	80%	75%	73%	76%	74%						

PRODUCTS WITH INSUFFICIENT DATA												
Odoo	81%	81%	78%	78%	83%	84%						
Rootstock Cloud ERP	80%	81%	84%	81%	80%	74%						
Deltek Maconomy	72%	67%	73%	71%	72%	76%						
Infor LN	76%	70%	79%	71%	79%	83%						
Tyler Technologies Munis ERP	82%	85%	82%	76%	83%	87%						
Aptean ERP	84%	90%	86%	85%	81%	80%						

Product Feature Summary

MANDATORY FEATURES

This page summarizes user satisfaction with a variety of product features. While strong and consistent performance across the board is desirable, you may be willing to tolerate low scores on features that don't impact your primary use case or core objectives. Use this high-level data to help plan and structure your product evaluation.

PRODUCT	OVERALL FEATURE SATISFACTION	ACCOUNTING AND FINANCIAL MANAGEMENT	ANALYTICS AND REPORTING	BI AND PERFORMANCE MANAGEMENT	INDUSTRY SPECIFIC CAPABILITIES	PROCUREMENT MANAGEMENT						
CATEGORY AVERAGE	75%	80%	75%	73%	76%	74%						
PRODUCTS WITH INSUFFICIENT DATA												
Infor SyteLine	79%	84%	69%	77%	77%	90%						
Unanet AE	76%	75%	75%	74%	81%	78%						

Product Feature Summary

STANDARD FEATURES

This page summarizes user satisfaction with a variety of product features. While strong and consistent performance across the board is desirable, you may be willing to tolerate low scores on features that don't impact your primary use case or core objectives. Use this high-level data to help plan and structure your product evaluation.

PRODUCT	OVERALL FEATURE SATISFACTION	CUSTOMER RELATIONSHIP MANAGEMENT	GOVERNANCE RISK AND COMPLIANCE	HUMAN CAPITAL MANAGEMENT	JOB AND PROJECT MANAGEMENT	SERVICE MANAGEMENT	SUPPLY CHAIN MANAGEMENT					
Acumatica Cloud ERP	85%	86%	83%	85%	85%	84%	88%					
SAP Business One	83%	80%	83%	82%	85%	83%	89%					
Sage Intacct	83%	79%	--	--	82%	--	88%					
Infor M3	78%	62%	67%	66%	65%	68%	83%					
Oracle NetSuite ERP	78%	75%	77%	77%	75%	80%	80%					
FinancialForce ERP Cloud	77%	79%	84%	80%	81%	79%	79%					
Sage X3	77%	73%	71%	75%	80%	78%	83%					
Deltek Vantagepoint	73%	--	--	--	--	--	--					
Unit4 ERP	73%	--	--	--	--	--	--					
Epicor Kinetic	72%	--	--	--	--	--	--					
CATEGORY AVERAGE	75%	75%	76%	75%	77%	77%	81%					

Product Feature Summary

STANDARD FEATURES

This page summarizes user satisfaction with a variety of product features. While strong and consistent performance across the board is desirable, you may be willing to tolerate low scores on features that don't impact your primary use case or core objectives. Use this high-level data to help plan and structure your product evaluation.

PRODUCT	OVERALL FEATURE SATISFACTION	CUSTOMER RELATIONSHIP MANAGEMENT	GOVERNANCE RISK AND COMPLIANCE	HUMAN CAPITAL MANAGEMENT	JOB AND PROJECT MANAGEMENT	SERVICE MANAGEMENT	SUPPLY CHAIN MANAGEMENT					
IFS Enterprise Resource Planning	71%	82%	69%	73%	74%	74%	72%					
BST10	70%	--	--	--	78%	--	--					
SAP Business ByDesign	68%	68%	78%	62%	79%	70%	76%					
Deltek Costpoint	67%	65%	76%	72%	69%	75%	72%					
CATEGORY AVERAGE	75%	75%	76%	75%	77%	77%	81%					

PRODUCTS WITH INSUFFICIENT DATA												
Odoo	81%	78%	82%	81%	77%	79%	78%					
Rootstock Cloud ERP	80%	78%	78%	82%	85%	78%	76%					
Deltek Maconomy	72%	78%	63%	74%	77%	78%	73%					
Infor LN	76%	72%	71%	72%	64%	78%	78%					
Tyler Technologies Munis ERP	82%	--	84%	73%	83%	86%	92%					
Aptean ERP	84%	79%	84%	89%	87%	84%	79%					

Product Feature Summary

STANDARD FEATURES

This page summarizes user satisfaction with a variety of product features. While strong and consistent performance across the board is desirable, you may be willing to tolerate low scores on features that don't impact your primary use case or core objectives. Use this high-level data to help plan and structure your product evaluation.

PRODUCT	OVERALL FEATURE SATISFACTION	CUSTOMER RELATIONSHIP MANAGEMENT	GOVERNANCE RISK AND COMPLIANCE	HUMAN CAPITAL MANAGEMENT	JOB AND PROJECT MANAGEMENT	SERVICE MANAGEMENT	SUPPLY CHAIN MANAGEMENT					
CATEGORY AVERAGE	75%	75%	76%	75%	77%	77%	81%					
PRODUCTS WITH INSUFFICIENT DATA												
Infor SyteLine	79%	76%	62%	77%	84%	77%	83%					
Unanet AE	76%	87%	81%	71%	78%	78%	77%					

Product Feature Satisfaction

This section provides detailed information on user satisfaction for each product feature. Use these pages to dig deeper into areas of particular interest or concern.

Product Features

This table lists and describes all the features that are evaluated in the Enterprise Resource Planning - Midmarket software category. For your convenience, these descriptions are repeated under the feature subheadings in the subsequent pages.

Mandatory Features	
Accounting and Financial Management	Includes accounting and finance functions such as general ledger, accounts payable, and accounts receivable.
Analytics and Reporting	Includes historical & real-time dashboard visualizations, detailed & summary reporting and easy data extraction for data analysis.
Standard Features	
Customer Relationship Management	Includes sales order management functions such as quotes, contract, marketing, and automation.
Governance Risk and Compliance	Includes governance, risk management, compliance, security management, controls and audit.
Human Capital Management	Includes employee management functions such as recruiting, payroll, development and performance management.

BI and Performance Management	Includes all aspects of reporting and BI analytics, as well as planning and optimization.
Industry Specific Capabilities	Includes all unmentioned industry specific modules and capabilities related to the primary industry of your company.
Procurement Management	Includes purchasing and procurement management, as well as supplier management and optimization.
Job and Project Management	Includes all aspects of project planning management, costing and billing, resource management and controls, and product data management.
Service Management	Includes all aspects of service management, service orders, requests, field service and contracts.
Supply Chain Management	Includes all aspects of logistics, distribution, and inventory management, as well as warehouse and shipping, order promising, and asset management.

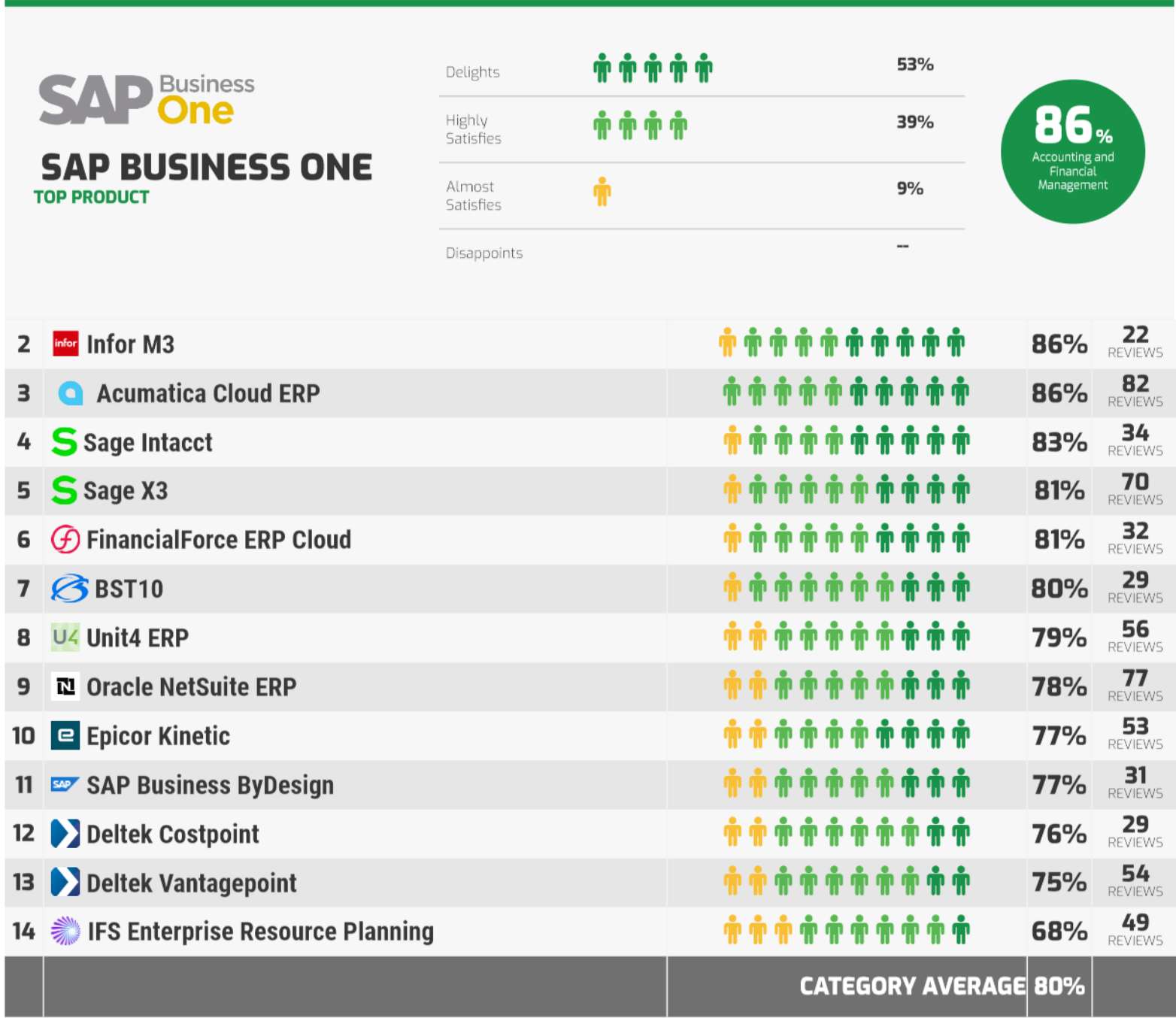
Product Feature Satisfaction

This section provides detailed information on user satisfaction for each product feature. Use these pages to dig deeper into areas of particular interest or concern.















Accounting and Financial Management

Mandatory Feature

Includes accounting and finance functions such as general ledger, accounts payable, and accounts receivable.



PRODUCTS WITH INSUFFICIENT DATA

--	 Rootstock Cloud ERP		81%	18 REVIEWS
--	 Odoo		81%	18 REVIEWS
--	 Deltek Maconomy		67%	18 REVIEWS
--	 Aptean ERP		90%	16 REVIEWS
--	 Tyler Technologies Munis ERP		85%	16 REVIEWS
--	 Infor LN		70%	16 REVIEWS
--	 Infor SyteLine		84%	12 REVIEWS
--	 Unanet AE		75%	5 REVIEWS

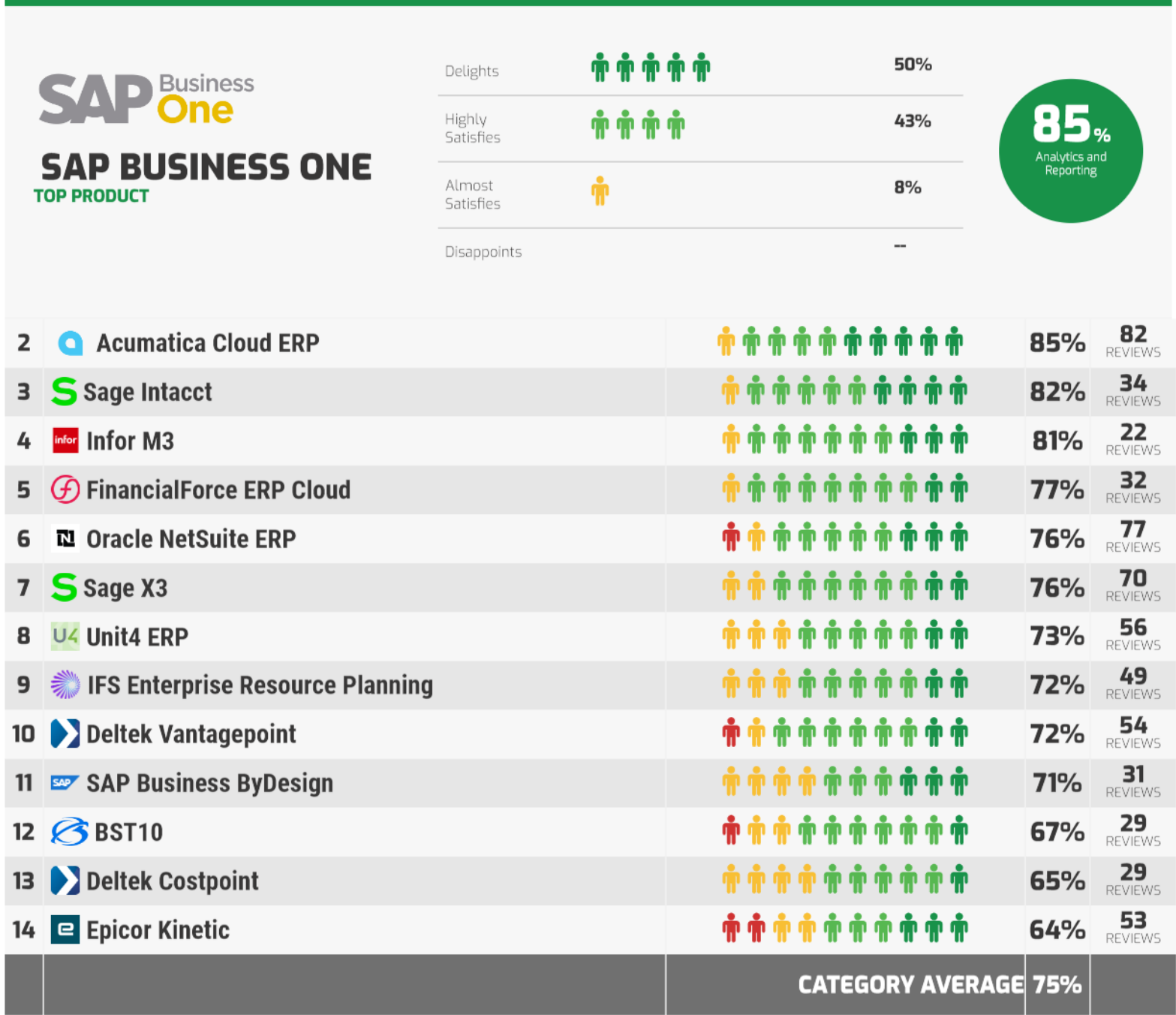
Product Feature Satisfaction

This section provides detailed information on user satisfaction for each product feature. Use these pages to dig deeper into areas of particular interest or concern.

















Analytics and Reporting

Mandatory Feature

Includes historical & real-time dashboard visualizations, detailed & summary reporting and easy data extraction for data analysis.



PRODUCTS WITH INSUFFICIENT DATA

--	 Rootstock Cloud ERP		84%	18 REVIEWS
--	 Odoo		78%	18 REVIEWS
--	 Deltek Maconomy		73%	18 REVIEWS
--	 Aptean ERP		86%	16 REVIEWS
--	 Tyler Technologies Munis ERP		82%	16 REVIEWS
--	 Infor LN		79%	16 REVIEWS
--	 Infor SyteLine		69%	12 REVIEWS
--	 Unanet AE		75%	5 REVIEWS

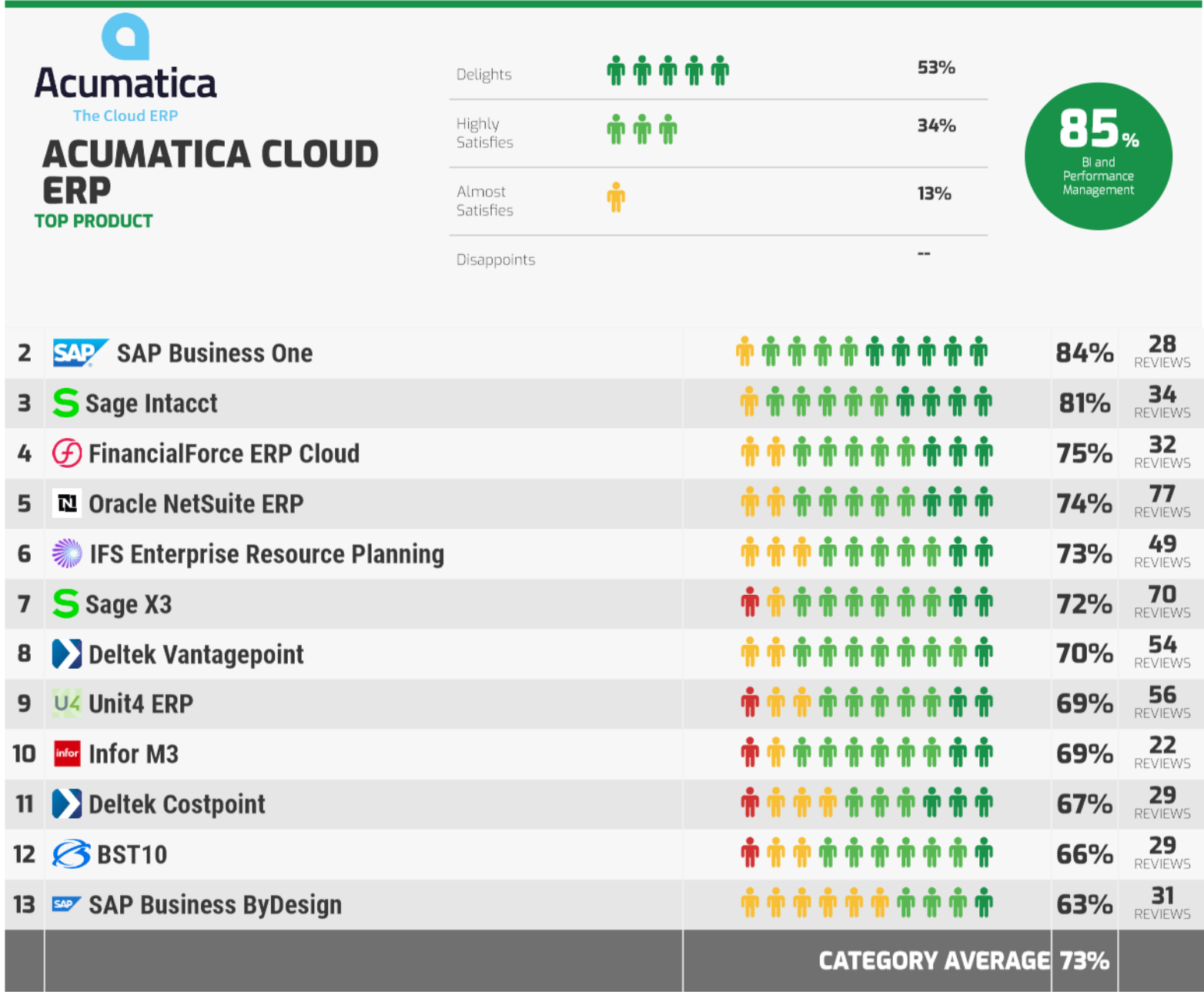
Product Feature Satisfaction

This section provides detailed information on user satisfaction for each product feature. Use these pages to dig deeper into areas of particular interest or concern.


BI and Performance Management













Mandatory Feature

Includes all aspects of reporting and BI analytics, as well as planning and optimization.



PRODUCTS WITH INSUFFICIENT DATA

--	 Rootstock Cloud ERP		81%	18 REVIEWS
--	 Odoo		78%	18 REVIEWS

--	 Deltek Maconomy		71%	18 REVIEWS
--	 Aptean ERP		85%	16 REVIEWS
--	 Tyler Technologies Munis ERP		76%	16 REVIEWS
--	 Infor LN		71%	16 REVIEWS
--	 Infor SyteLine		77%	12 REVIEWS
--	 Unanet AE		74%	5 REVIEWS

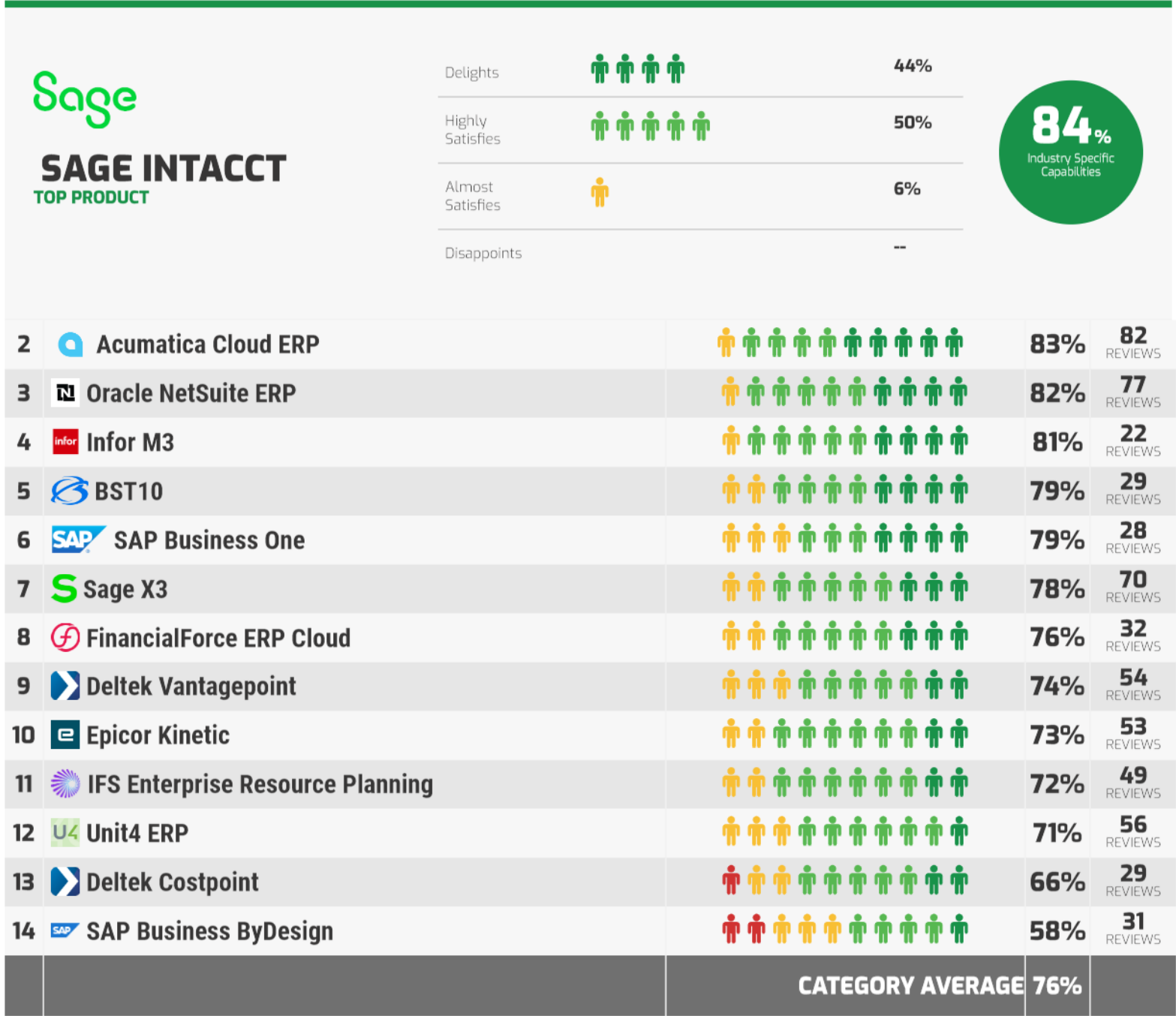
Product Feature Satisfaction

This section provides detailed information on user satisfaction for each product feature. Use these pages to dig deeper into areas of particular interest or concern.

















Industry Specific Capabilities

Mandatory Feature

Includes all unmentioned industry specific modules and capabilities related to the primary industry of your company.



PRODUCTS WITH INSUFFICIENT DATA

--	 Odoo		83%	18 REVIEWS
--	 Rootstock Cloud ERP		80%	18 REVIEWS
--	 Deltek Maconomy		72%	18 REVIEWS
--	 Tyler Technologies Munis ERP		83%	16 REVIEWS
--	 Aptean ERP		81%	16 REVIEWS
--	 Infor LN		79%	16 REVIEWS
--	 Infor SyteLine		77%	12 REVIEWS
--	 Unanet AE		81%	5 REVIEWS

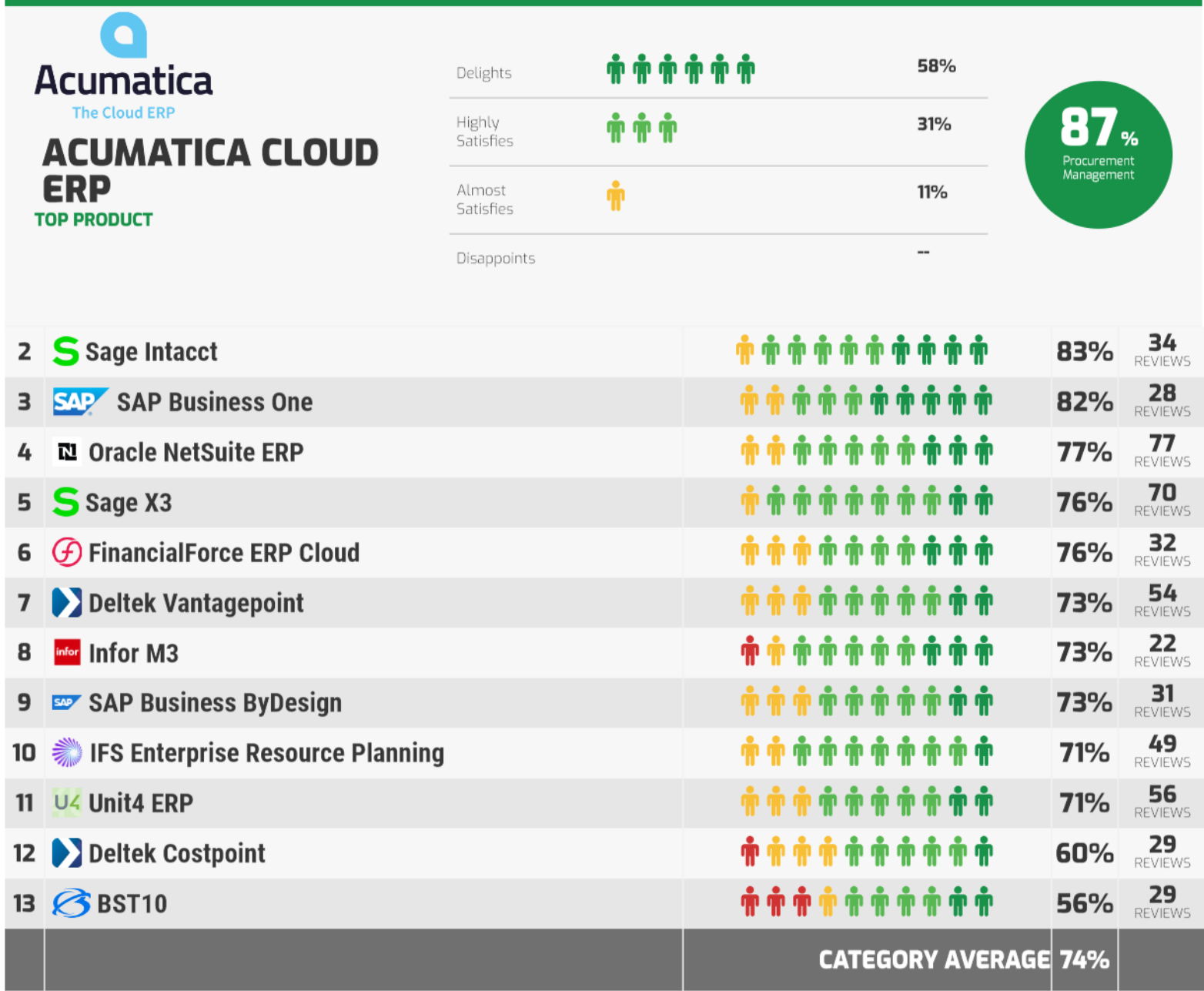
Product Feature Satisfaction

This section provides detailed information on user satisfaction for each product feature. Use these pages to dig deeper into areas of particular interest or concern.




Procurement Management













Mandatory Feature

Includes purchasing and procurement management, as well as supplier management and optimization.



PRODUCTS WITH INSUFFICIENT DATA

--	 Odoo		84%	18 REVIEWS
--	 Deltek Maconomy		76%	18 REVIEWS

--	 Rootstock Cloud ERP		74%	18 REVIEWS
--	 Tyler Technologies Munis ERP		87%	16 REVIEWS
--	 Infor LN		83%	16 REVIEWS
--	 Aptean ERP		80%	16 REVIEWS
--	 Infor SyteLine		90%	12 REVIEWS
--	 Unanet AE		78%	5 REVIEWS

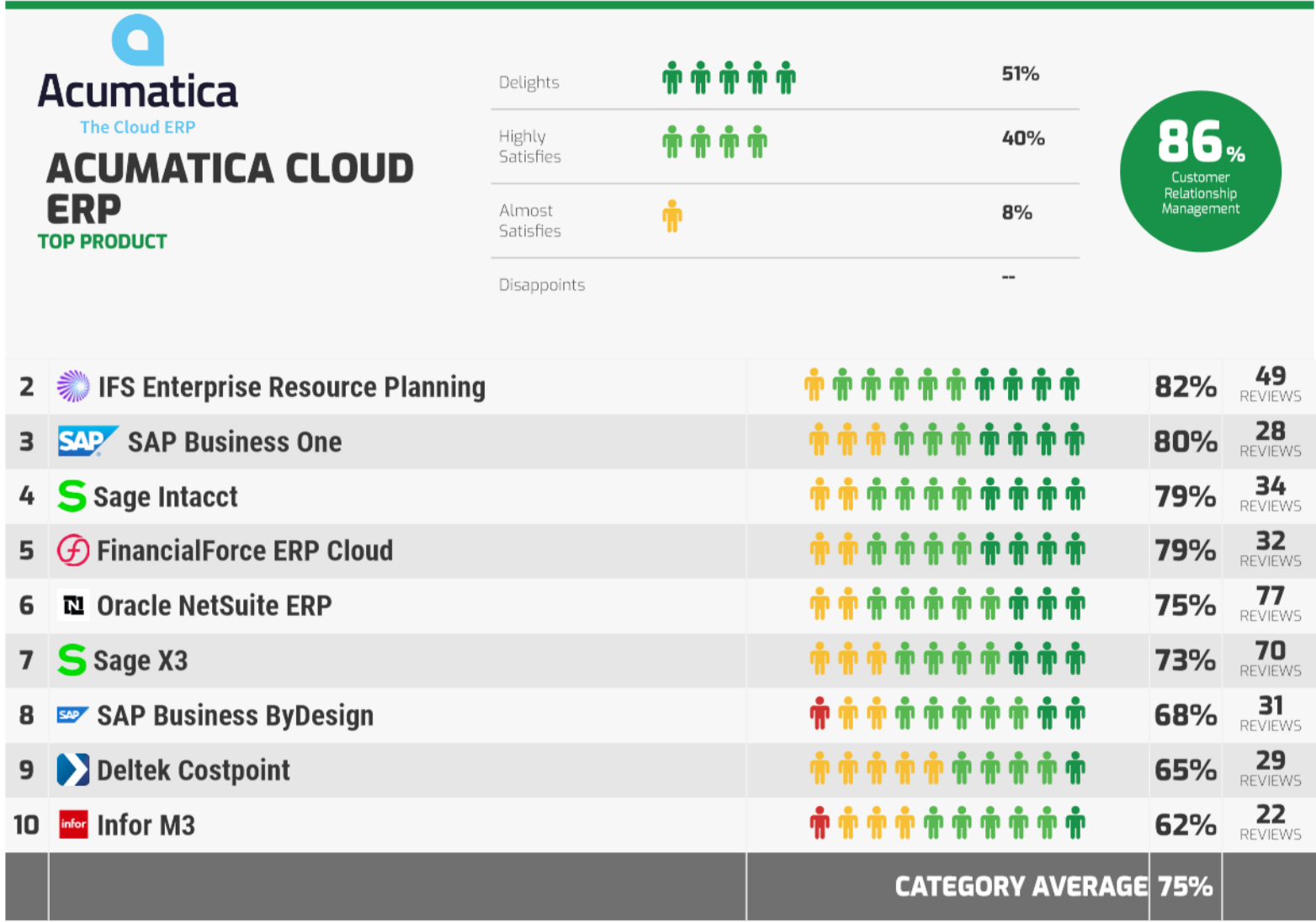
Product Feature Satisfaction

This section provides detailed information on user satisfaction for each product feature. Use these pages to dig deeper into areas of particular interest or concern.











Customer Relationship Management

Standard Feature

Includes sales order management functions such as quotes, contract, marketing, and automation.



PRODUCTS WITH INSUFFICIENT DATA

--	 Rootstock Cloud ERP		78%	18 REVIEWS
--	 Deltek Maconomy		78%	18 REVIEWS
--	 Odoo		78%	18 REVIEWS
--	 Aptean ERP		79%	16 REVIEWS
--	 Infor LN		72%	16 REVIEWS

--	 Infor SyteLine		76%	12 REVIEWS
--	 Unanet AE		87%	5 REVIEWS

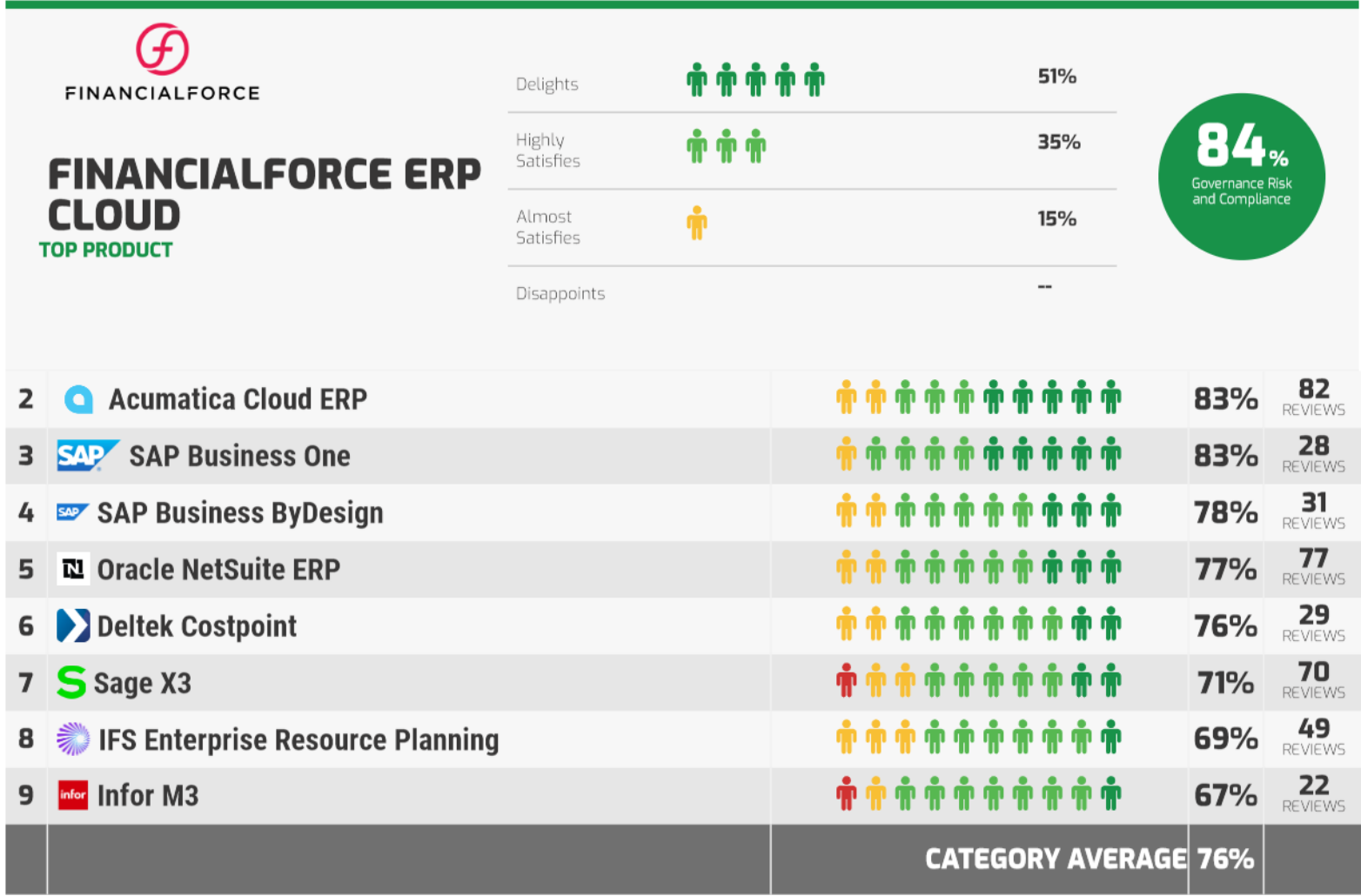
Product Feature Satisfaction

This section provides detailed information on user satisfaction for each product feature. Use these pages to dig deeper into areas of particular interest or concern.

















Governance Risk and Compliance

Standard Feature













Includes governance, risk management, compliance, security management, controls and audit.



--	 Infor SyteLine		62%	12 REVIEWS
--	 Unanet AE		81%	5 REVIEWS

2	 Acumatica Cloud ERP		83%	82 REVIEWS
3	 SAP Business One		83%	28 REVIEWS
4	 SAP Business ByDesign		78%	31 REVIEWS
5	 Oracle NetSuite ERP		77%	77 REVIEWS
6	 Deltek Costpoint		76%	29 REVIEWS
7	 Sage X3		71%	70 REVIEWS
8	 IFS Enterprise Resource Planning		69%	49 REVIEWS
9	 Infor M3		67%	22 REVIEWS
		CATEGORY AVERAGE	76%	

PRODUCTS WITH INSUFFICIENT DATA

--	 Odoo		82%	18 REVIEWS
--	 Rootstock Cloud ERP		78%	18 REVIEWS
--	 Deltek Maconomy		63%	18 REVIEWS
--	 Tyler Technologies Munis ERP		84%	16 REVIEWS
--	 Aptean ERP		84%	16 REVIEWS
--	 Infor LN		71%	16 REVIEWS

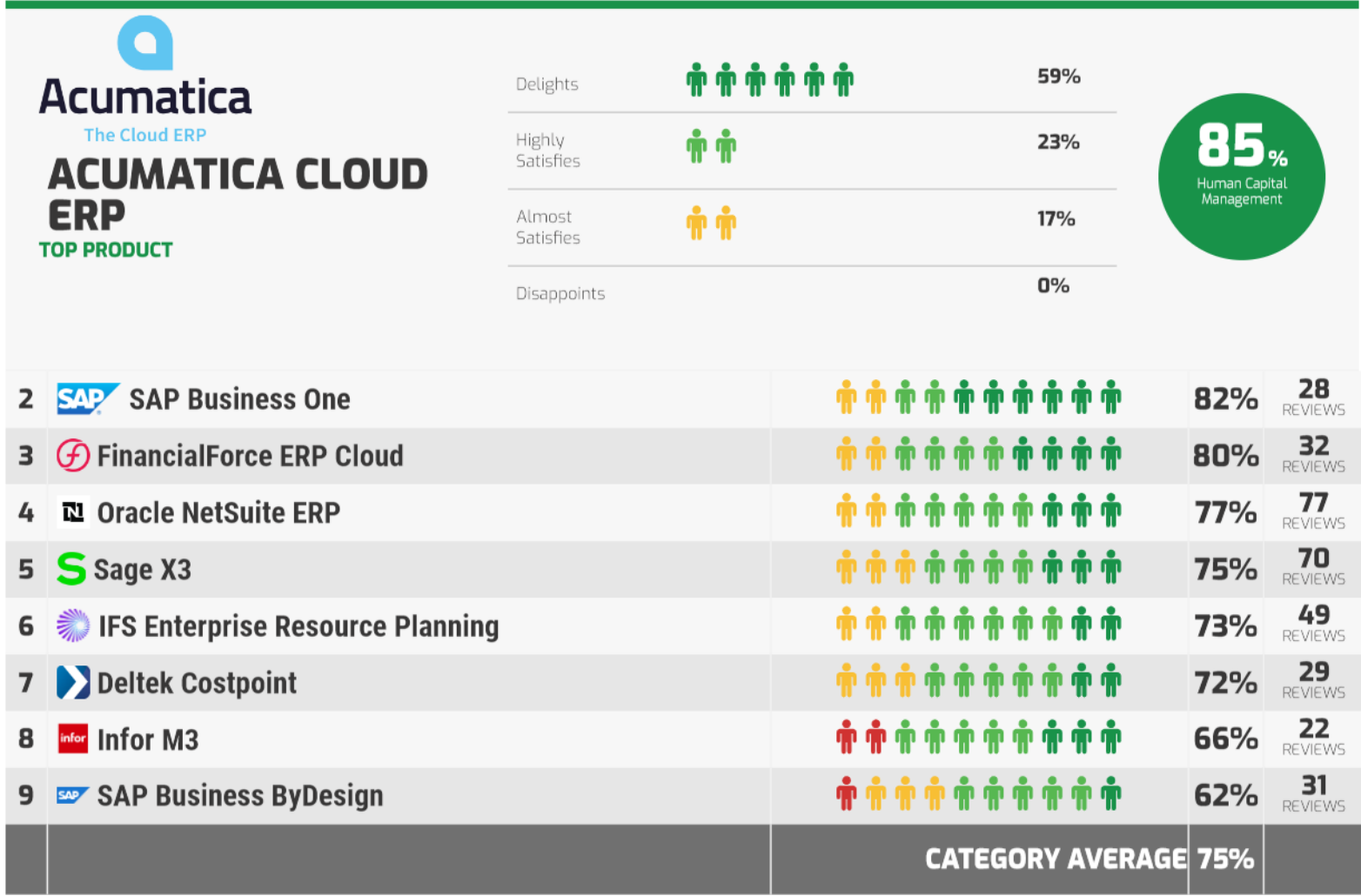
Product Feature Satisfaction

This section provides detailed information on user satisfaction for each product feature. Use these pages to dig deeper into areas of particular interest or concern.













Human Capital Management





Standard Feature

Includes employee management functions such as recruiting, payroll, development and performance management.



PRODUCTS WITH INSUFFICIENT DATA

--	 Rootstock Cloud ERP		82%	18 REVIEWS
--	 Odoo		81%	18 REVIEWS
--	 Deltek Maconomy		74%	18 REVIEWS
--	 Aptean ERP		89%	16 REVIEWS
--	 Tyler Technologies Munis ERP		73%	16 REVIEWS
--	 Infor LN		72%	16 REVIEWS

--	 Infor SyteLine		77%	12 REVIEWS
--	 Unanet AE		71%	5 REVIEWS

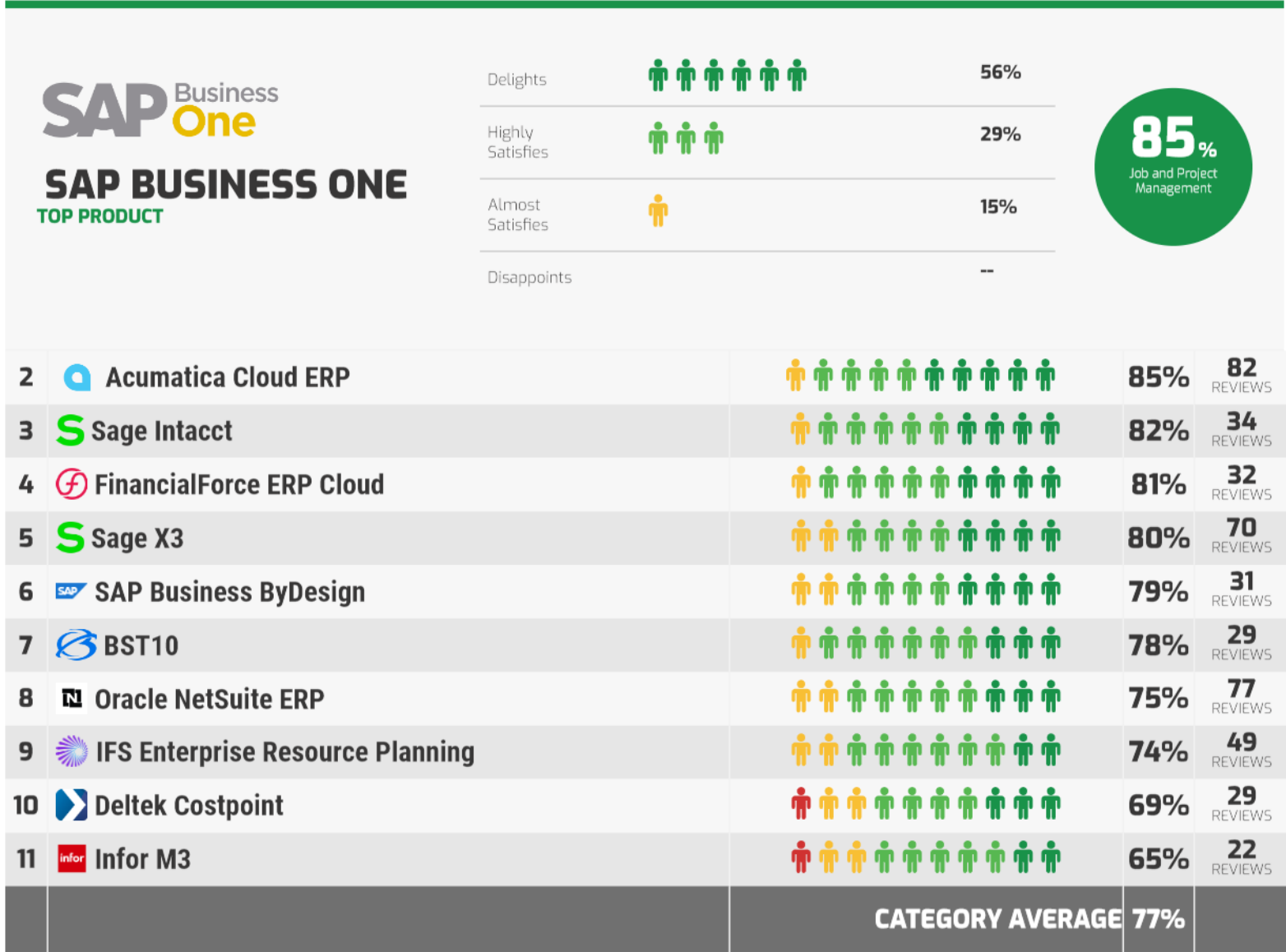
Product Feature Satisfaction

This section provides detailed information on user satisfaction for each product feature. Use these pages to dig deeper into areas of particular interest or concern.









Job and Project Management









Standard Feature

Includes all aspects of project planning management, costing and billing, resource management and controls, and product data management.



PRODUCTS WITH INSUFFICIENT DATA

--	 Rootstock Cloud ERP		85%	18 REVIEWS
--	 Odoo		77%	18 REVIEWS
--	 Deltek Maconomy		77%	18 REVIEWS
--	 Aptean ERP		87%	16 REVIEWS

--	 Tyler Technologies Munis ERP		83%	16 REVIEWS
--	 Infor LN		64%	16 REVIEWS
--	 Infor SyteLine		84%	12 REVIEWS
--	 Unanet AE		78%	5 REVIEWS

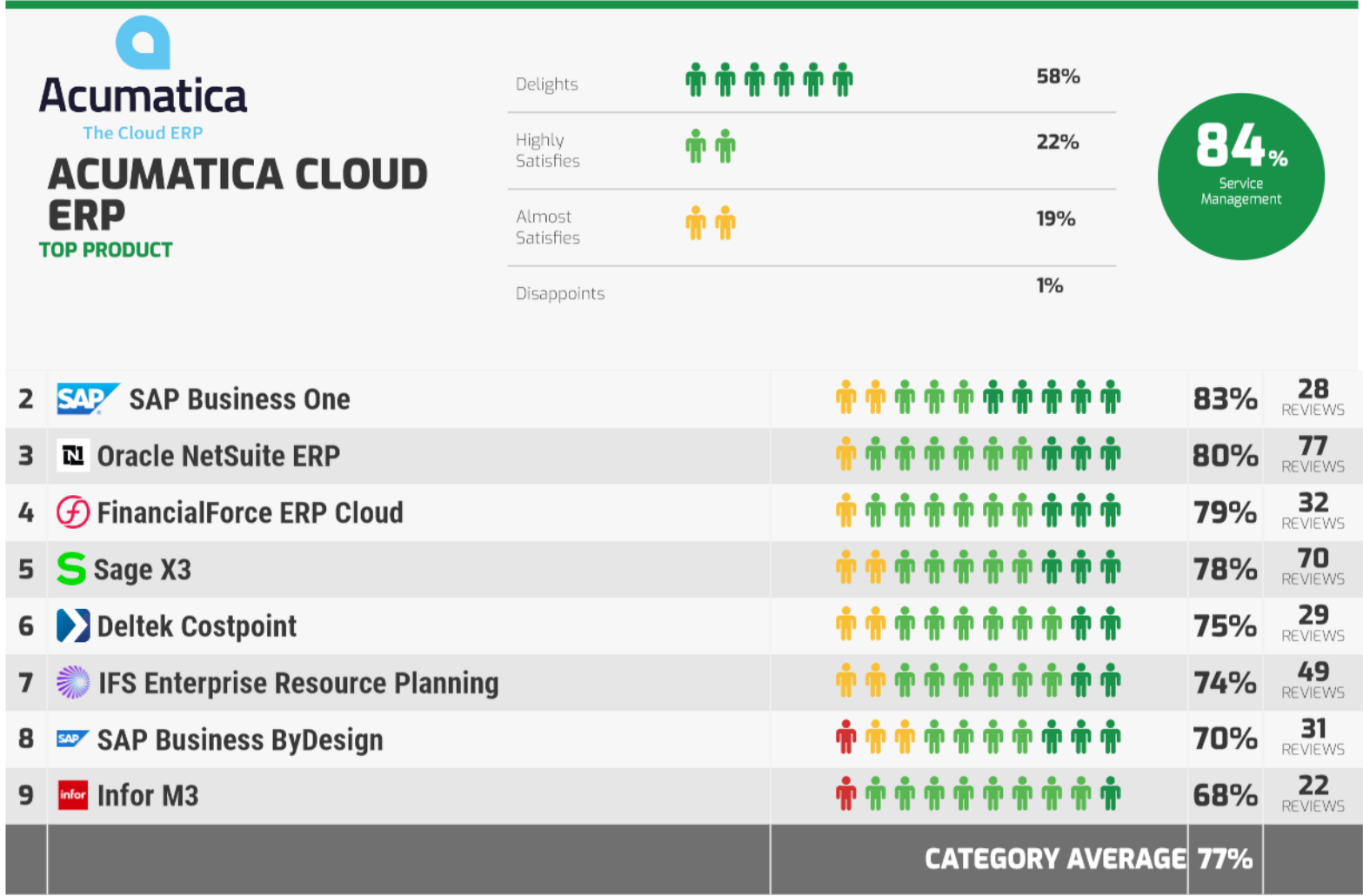
Product Feature Satisfaction

This section provides detailed information on user satisfaction for each product feature. Use these pages to dig deeper into areas of particular interest or concern.













Service Management




Standard Feature

Includes all aspects of service management, service orders, requests, field service and contracts.



PRODUCTS WITH INSUFFICIENT DATA

--	 Odoo		79%	18 REVIEWS
--	 Rootstock Cloud ERP		78%	18 REVIEWS
--	 Deltek Maconomy		78%	18 REVIEWS
--	 Tyler Technologies Munis ERP		86%	16 REVIEWS
--	 Aptean ERP		84%	16 REVIEWS
--	 Infor LN		78%	16 REVIEWS

--	 Infor SyteLine		77%	12 REVIEWS
--	 Unanet AE		78%	5 REVIEWS

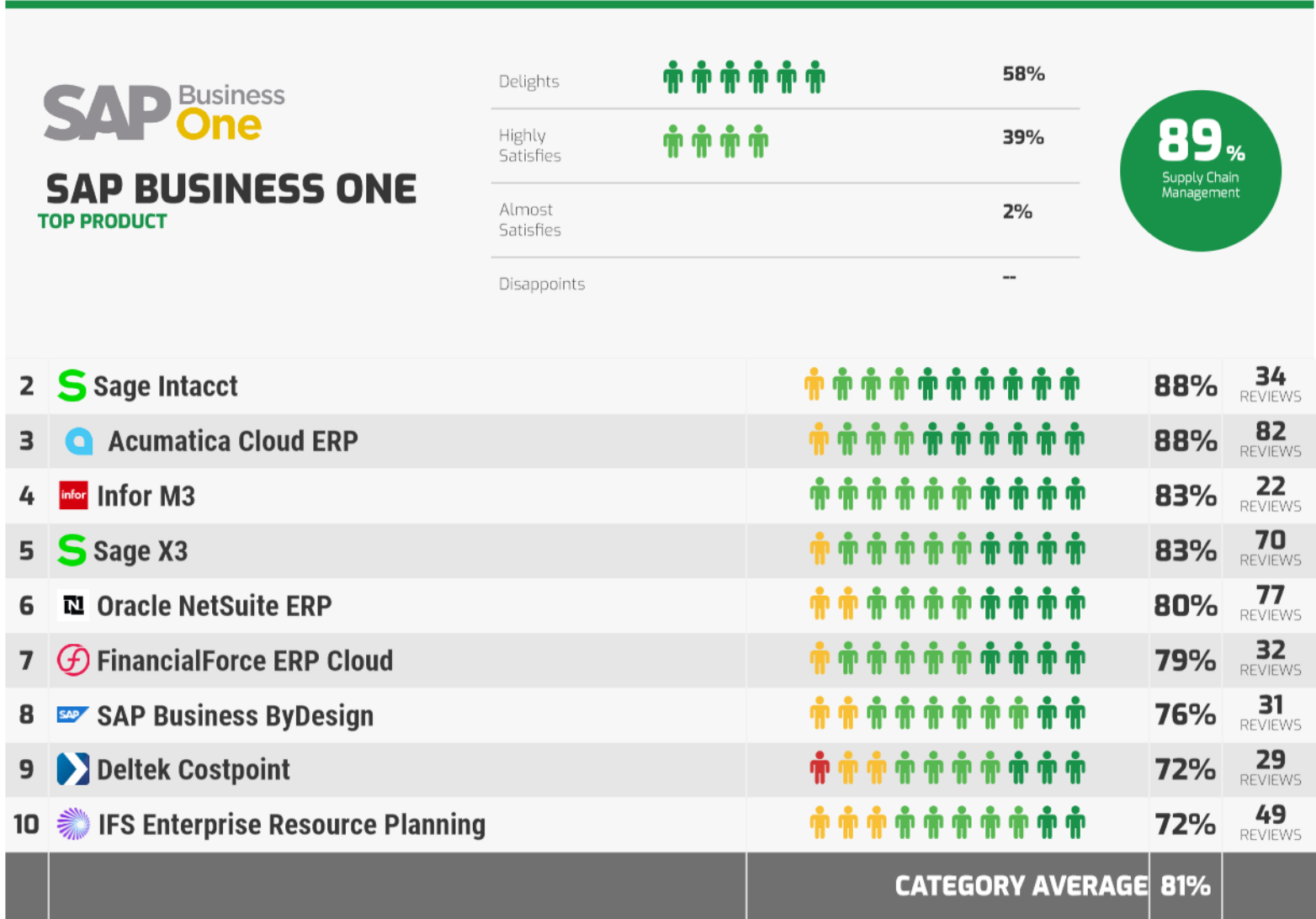
Product Feature Satisfaction

This section provides detailed information on user satisfaction for each product feature. Use these pages to dig deeper into areas of particular interest or concern.











Supply Chain Management

Standard Feature

Includes all aspects of logistics, distribution, and inventory management, as well as warehouse and shipping, order promising, and asset management.



PRODUCTS WITH INSUFFICIENT DATA

--	 Odoo		78%	18 REVIEWS
--	 Rootstock Cloud ERP		76%	18 REVIEWS
--	 Deltek Maconomy		73%	18 REVIEWS
--	 Tyler Technologies Munis ERP		92%	16 REVIEWS
--	 Aptean ERP		79%	16 REVIEWS

--	 Infor LN		78%	16 REVIEWS
--	 Infor SyteLine		83%	12 REVIEWS
--	 Unanet AE		77%	5 REVIEWS