



# SAP Business One 10.0

## Release Highlights

Global Partner Enablement, SAP Business One  
May 2020

PUBLIC

Note to Customers, Partners, and Others

This material may not be published on other platforms or websites outside SAP.  
Please note the copyright "*No part of this publication may be reproduced or transmitted in any form or for any purpose without the express permission of SAP SE...*".  
To reference the latest material please use this [link](#).

THE BEST RUN 

# Legal disclaimer

The information in this presentation is confidential and proprietary to SAP and may not be disclosed without the permission of SAP. This presentation is not subject to your license agreement or any other service or subscription agreement with SAP. SAP has no obligation to pursue any course of business outlined in this document or any related presentation, or to develop or release any functionality mentioned therein. This document, or any related presentation and SAP's strategy and possible future developments, products and or platforms directions and functionality are all subject to change and may be changed by SAP at any time for any reason without notice. The information in this document is not a commitment, promise or legal obligation to deliver any material, code or functionality. This document is provided without a warranty of any kind, either express or implied, including but not limited to, the implied warranties of merchantability, fitness for a particular purpose, or non-infringement. This document is for informational purposes and may not be incorporated into a contract. SAP assumes no responsibility for errors or omissions in this document, except if such damages were caused by SAP's willful misconduct or gross negligence.

All forward-looking statements are subject to various risks and uncertainties that could cause actual results to differ materially from expectations. Readers are cautioned not to place undue reliance on these forward-looking statements, which speak only as of their dates, and they should not be relied upon in making purchasing decisions.

# SAP Business One 10.0 Enhancements (1/2)

- SAP Note [2826255](#) - Central Note for SAP Business One 10.0
- SAP Note [2826199](#) - Central Note for SAP Business One 10.0, version for SAP HANA



## Web Client

Web Client for SAP Business One



## Usability

New Skin Style



Enhanced User Interface

Alignment of Form Behavior

User Name in License & Add-On Administration



## Administration

Support Expiration Date

Enhancements in Document Printing

Referenced Document Enhancements

Support Attachments Tab in Additional Objects

Increased Field Lengths

Enhancements in Approval Process

Tab-Level Authorizations in Master Data



## Financial Management

Drill Down to G/L Accounts in Financial Reports

Posting Periods Enhancements

Extend Journal Entry Remarks to 254 Chars



## Localization

New UK (Brexit) Localization



# SAP Business One 10.0 Enhancements (2/2)



## [Sales | Purchasing | Service](#)

Backorder Report Enhancements

Printing Service Calls & Contracts

Hide Blank Lines in Addresses

Add Button Extended in Marketing Documents

Enhanced Open Items List Report

Editing UDFs in Document Rows After the Document was Added or Closed

Display Business Partner Address UDF with Marketing Document Address User Defined Fields

EU PEPPOL E-Invoicing



## [Project Management](#)

Interactive Gantt Chart



## [Inventory | Distribution](#)

Serial & Batch Numbers Management

Ability to change UoM Group of an item



## [Production](#)

Bill of Materials (BoM) Description Enhancements

Drill Down from BoM to Item Master Data



## [Platform | Extensibility](#)

Service Layer Enabled for Microsoft SQL Server

Service Layer Configuration UI



Formatted Search Supports Multiple Triggers

Extend UDF Support to Additional Objects



## [Platform | Extensibility](#)

Microsoft Office 365 Integration

64-bit Support Only

GateKeeper (Browser Access) Service

SAP HANA 2.0 Platform Adoption



Support SLES 15



Additional System Types

(Integration Framework, Integration for SAP NetWeaver)

Remote Support Platform 3.2



SAP HANA 2.0 Platform Adoption

DI API and Service Layer Enhancements



Web Client




10.0 Features

# Web Client

SAP Business One 10.0 (MS SQL)

*PL02 Update*

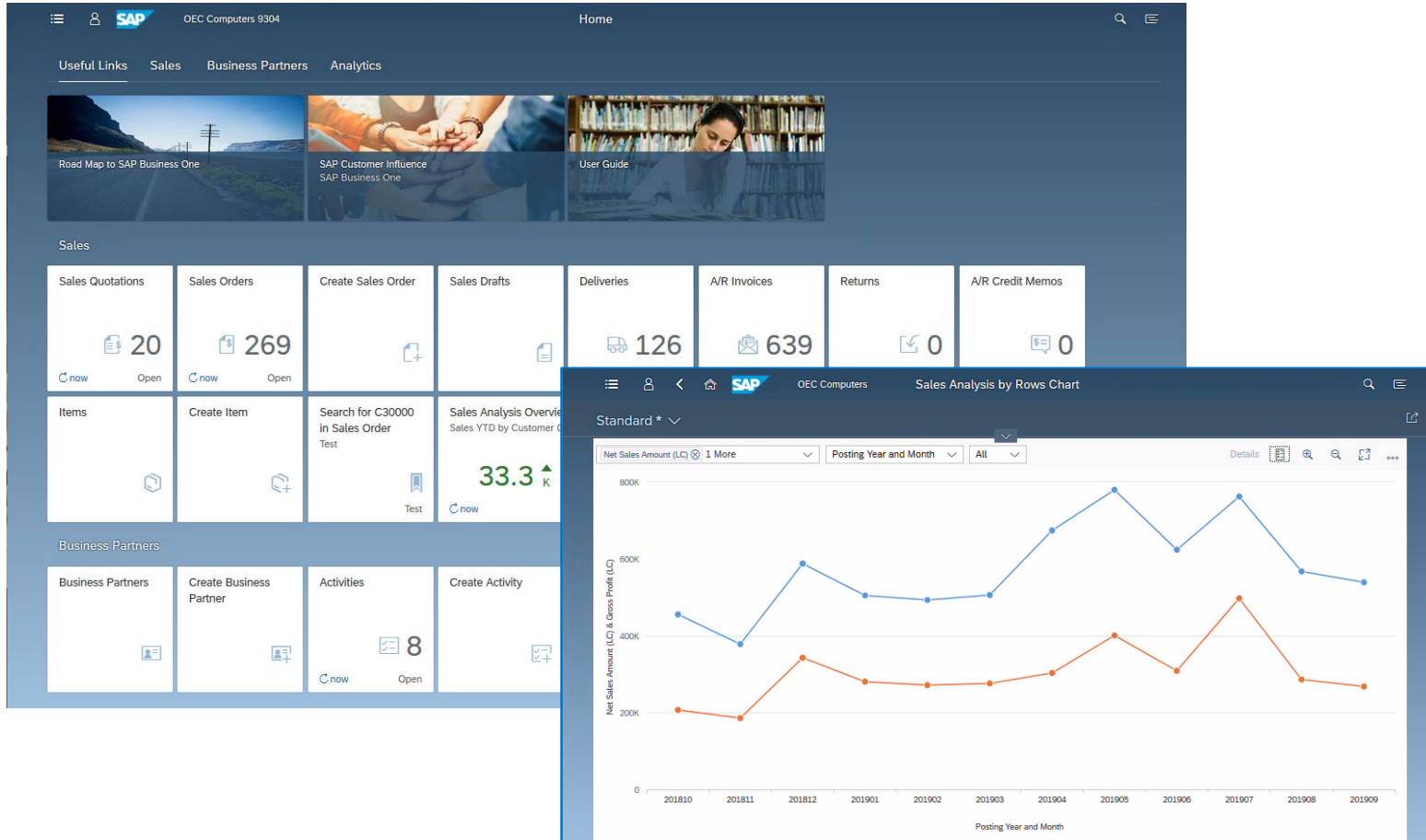
SAP Business One 10.0, version for SAP HANA



# Web Client for SAP Business One

For details check the [SAP Business One 10.0 Top ReSolutions](#) document

PL02 Update




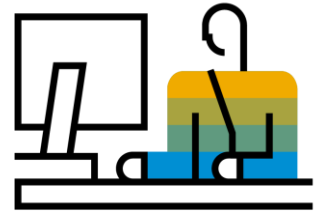
- The Web Client\* is based on SAP Fiori design principles encapsulating SAP Business One core processes and business logic alongside an advanced user experience
- Focused on creation, processing and updating of Sales Quotations, Sales Orders, A/R Deliveries, and A/R Invoices (PL01)
- List views for purchasing documents (PL02)
- Supports creation and update of Items, Business Partners, and Activities
- The Web Client provides some sophisticated analytic charting capabilities
- For optimized user experience launch the Web Client in either a desktop computer or tablet, using the Google Chrome or Firefox web browser. The Web Client can also be launched directly from the regular SAP Business One desktop application.

\* The Web Client delivered with SAP Business One 10.0 PL02 is supported by all SAP Business One localizations. Brazil and India in view mode only.

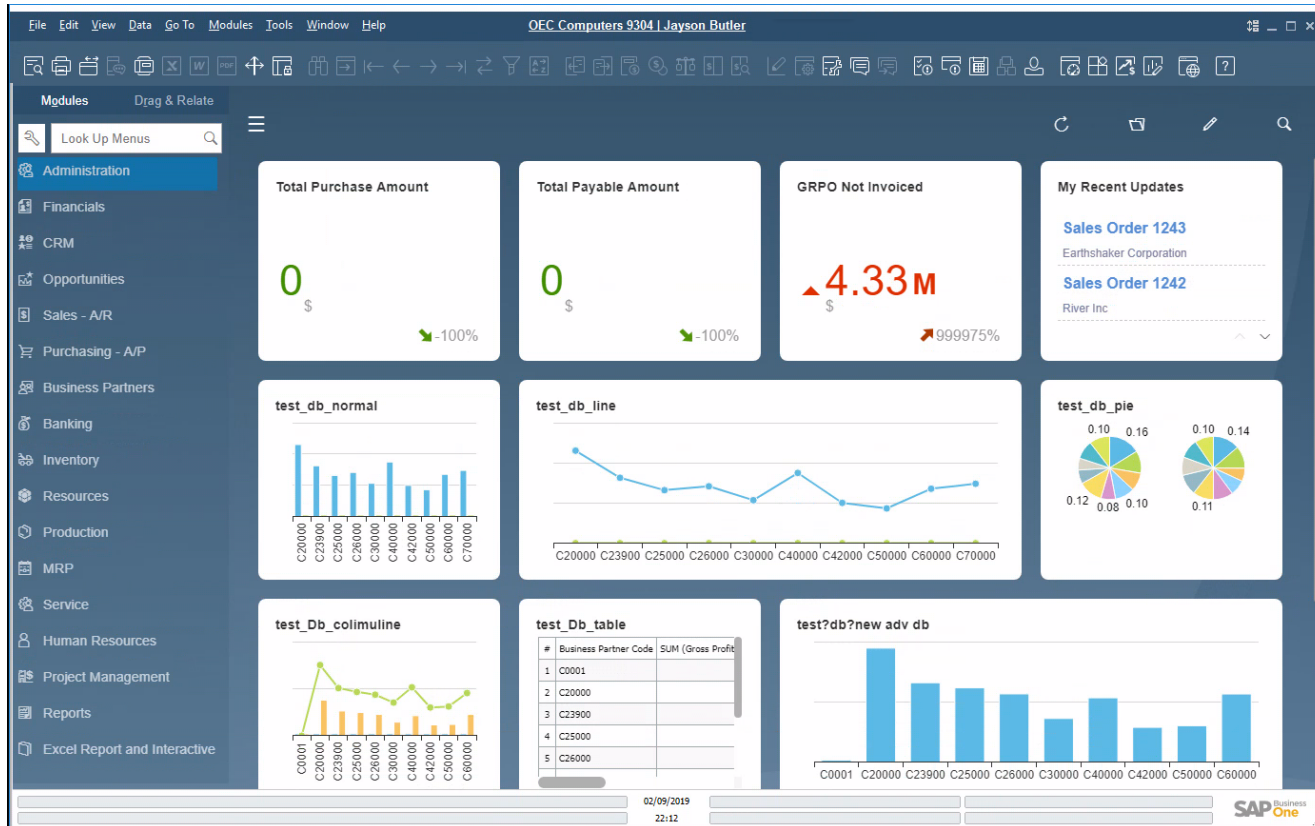
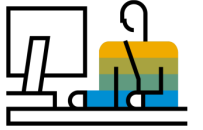


# Usability

## SAP Business One 10.0



# New Skin Style - Belize Deep



## Feature

- New skin style “Belize Deep” is added to SAP Business One 10.0, version for SAP HANA.
- Inspired by the SAP Fiori design and following the Web Client look & feel
- Currently available when using the Fiori-Style Cockpit
- 4K monitors supported when using the Belize Deep skin style

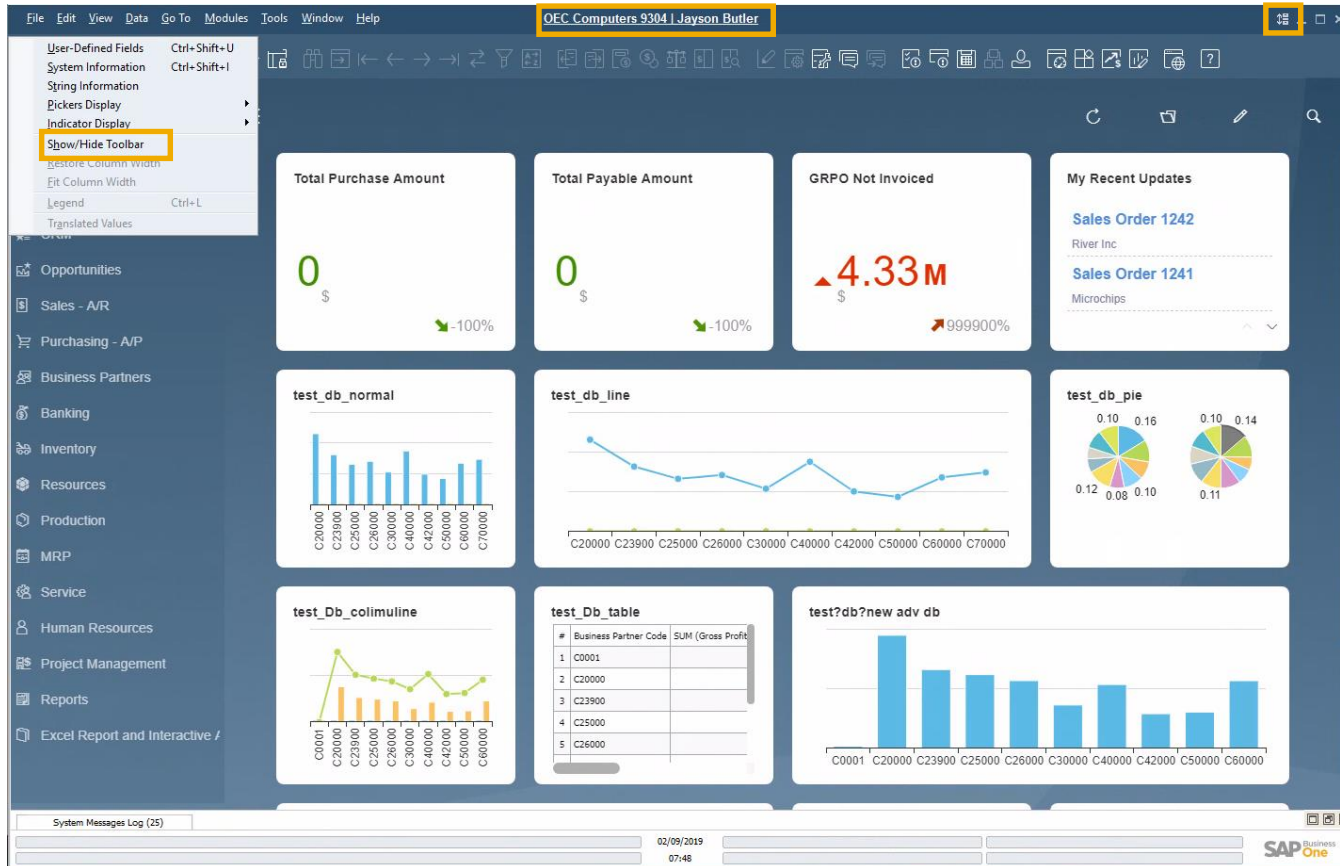
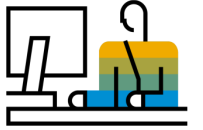
## Benefit

- Modern and fresh look and feel
- Harmonized user-experience for those who work with both SAP Business One and the Web Client





# Enhanced User Interface



## Feature

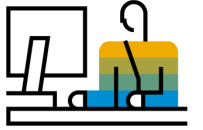
- New icon and menu option under the *View* menu enables the showing or hiding of the toolbar
- Users can enlarge working area by hiding the toolbar
- The company name and user name are clearly displayed at the top center of SAP Business One window; Click it to open the “*Choose Company*” window directly

## Benefit

- Information about current company and logged-on user is displayed clearly
- Switching between company databases and users is one-click away



# Alignment of Form Behavior



The image shows two overlapping SAP windows. The top window is titled 'Document Generation Wizard' and contains a table for selecting customers. The bottom window is titled 'General Settings' and contains various configuration options for business partners.

#	Customer Code	Customer Name	Control Account
1	C20000	Maxi-Teq	12100000-01-001-01
2	C23900	Parameter Technology	12100000-01-001-01
3	C25000	Star Company	12200000-01-001-01
4	C26000	River Inc	12100000-01-001-01
5	C30000	Microchips	12100000-01-001-01

**General Settings**

**Customer Activity Restrictions**

- Credit Limit
- Commitment Limit
- Consider Deliveries Balance

**Set Commission by**

- Sales Employees
- Items
- Customers

**Approval Process**

- Enable Approval Process
- Enable Approval Process in DI
- Enable Updating the Document Generated/Updated by Approval Process
- Enable Originator to Update the Document Draft in Pending/Approved Status
- Enable Authorizer to Update Document Draft in Pending Status

**Payment Terms Preferences**

- Default Payment Method for Customer: Incoming BT
- Default Payment Method for Vendor: Outgoing Checks
- Submit Credit Vouchers: Automatically
- Default Dunning Term for Customer: Standard
- Default Payment Term for Customer: 2P10Net30
- Default Payment Term for Vendor: Net30
- Apply Changes in BP Fields to New Business Partners Only

**Blanket Agreements**

- Allow Multiple Blanket Agreements for Same Period
- Enable Updating Unit Price/Planned Quantity/Planned Amount in Blanket Agreement with Linked Documents

## Feature

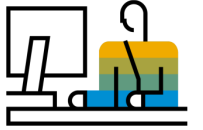
- Ability to resize and maximize form size is supported in:  
*Company Details, General Settings, Posting Periods, Print Preferences, Checks for Payment, Document Generation Wizard, Update Special Prices Globally, Trial Balance Revaluation, General Ledger, Layout and Sequence, Request for Generation Approval, Approval Stages, Export Transactions to SAP Business One, Payment Methods, Payment Terms, Query Authorization Groups, Report and Layout Manager, UDF - Field Data, Configuration Management, Cash Flow, Add-on Manager*

## Benefit

- Increased usability by avoiding scrolling, especially in busy forms
- Alignment with standard system form behavior



# User Name in License & Add-On Administration



**License Administration**

License Server: 10.180.64.47 Port: 40000

Company: OEC Computers 9304 License: SAP-INTERN-SAP-INTERN(Global)

User Code	User Name	B1 User Type Licenses	Used	Available
_PSU_1	_PSU_1	B1INDIRECT HDB	<input type="checkbox"/>	0
_PSU_2	_PSU_2	SAP Business One Professional User	<input type="checkbox"/>	18
AlertSvc	AlertSvc	SAP AddOns	<input type="checkbox"/>	99995
B1i	B1i			
manager	Jayson Butler			
Workflow	Workflow			

**Add-On Administration**

Company Preferences | User Preferences

User Code	User Name	ID	Add-Ons	Version	Preferences	Platform
_PSU_1	_PSU_1					
_PSU_2	_PSU_2					
Workflow	Workflow					
AlertSvc	AlertSvc					
B1i	B1i					
manager	Jayson Butler					

## Feature

- A new column for displaying the *User Name* is added to the *Allocation* and *Assignment* tabs in **License Administration** window and to the *User Preferences* tab in **Add-on Administration** window
- Filtering according to *User Name* field is now possible within both forms
- Sorting by *User Name* is supported in the License Administration window



## Benefit

- Enhanced clarity and transparency of the user's identity by displaying the user name supports accurate license allocation and add-on administration



# Administration

## SAP Business One 10.0



# Support Expiration Date



About SAP Business One

**SAP Business One**

Version: SAP Business One 10.0 version for SAP HANA (10.00.100) PL: 00 10.0

Installation Number: SAP

System Number: 000

HW Key: 000

Application ID: 0

Host Name: 000

Process ID: 000

Support Expiration Date:

This SAP software is licensed to: For use only (Customer Number )

Copyright © 2002-2019 SAP SE. All rights reserved.

OK

## Feature

- The information *Support Expiration Date* is shown in the *About SAP Business One* window

## Benefit

- Simplifies support by having necessary information available in one screen



# Enhancements in Document Printing



Document Printing - Selection Criteria

Document Type: Incoming Payments  
Posting Date From: 01/08/2019 To: 31/08/2019  
Series: All

Accounts From: [ ] To: [ ]  
BP Code From: [ ] To: [ ]  
Customer Group: All  
Vendor Group: All  
Properties: Ignore

Only Documents Still to Be Printed  
 Only Documents Still to Be E-Mailed  
 Obtain printer settings from default printing layout

Internal Number From: [ ] To: [ ]

No. of Copies: 1

OK Cancel

Form Settings - Print A/R Invoices

Select UI Template: [ ] Apply

Table Format Row Format Document

Find Next

Column	Visible	Active
#	<input checked="" type="checkbox"/>	<input type="checkbox"/>
Document No.	<input checked="" type="checkbox"/>	<input type="checkbox"/>
Posting Date	<input checked="" type="checkbox"/>	<input type="checkbox"/>
Due Date	<input checked="" type="checkbox"/>	<input type="checkbox"/>
Document Date	<input checked="" type="checkbox"/>	<input type="checkbox"/>
BP Code	<input checked="" type="checkbox"/>	<input type="checkbox"/>
BP Name	<input type="checkbox"/>	<input type="checkbox"/>
Total (LC)	<input checked="" type="checkbox"/>	<input type="checkbox"/>
Customer Ref. No	<input type="checkbox"/>	<input type="checkbox"/>
Status	<input type="checkbox"/>	<input type="checkbox"/>
Sales Employee	<input type="checkbox"/>	<input type="checkbox"/>
Owner	<input checked="" type="checkbox"/>	<input type="checkbox"/>
Remarks	<input type="checkbox"/>	<input type="checkbox"/>
Consolidating BP Code	<input type="checkbox"/>	<input type="checkbox"/>
Consolidating BP Name	<input type="checkbox"/>	<input type="checkbox"/>

OK Cancel Restore Default

Print A/R Invoices

#	Document No.	Posting Date	Due Date	Document Date	BP Code	Total (LC)	Sales Employee	Owner
1	1049	08/18/2019	09/17/2019	09/17/2019	C5000	4,955.50	Bill Levine	Levine, Bill
2	1047	08/22/2019	09/23/2019	09/23/2019	C4000	4,162.45	Sophie Klogg	Spear, Michael
3	1048	08/22/2019	09/23/2019	09/23/2019	C42000	3,975.00	Jim Boswick	Spear, Michael
4	1050	08/22/2019	09/23/2019	09/23/2019	C7000	1,365.00	Brad Thompson	Spear, Michael
5	1051	08/22/2019	09/23/2019	09/23/2019	C4000	1,868.00	Sophie Klogg	Spear, Michael

Print Cancel

## Feature

- The selection criteria for document printing is enriched with additional options according to the selected document type
- Form Settings window is added to the “Print <document>” window allowing the user to customize the column display
- The “Print <document>” window now supports table sorting and filtering

## Benefit

- The enhanced selection criteria enables you to optimize batch printing
- Increased usability and productivity especially when printing a high number of documents



# Referenced Document Enhancements



A/P Invoice

Vendor: V22000 (Ocean Computers), Contact Person: Joe Wilson, No.: 1166, Status: Open, Posting Date: 08/05/2019, Due Date: 09/04/2019, Document Date: 08/05/2019.

Accounting: BP Project, Federal Tax ID: ID765766545, Order Number: 0, Form 1099: Box 1099.

Buyer: James Chan, Owner: Chan, James.

Financial Summary:

Total Before Discount	42,637.50 \$
Discount	%
Total Down Payment	
Freight	
Tax	3,517.59 \$
Total Payment Due	46,155.09 \$
Applied Amount	
Balance Due	46,155.09 \$

Referenced Document: (2)

System Message

Do you want to automatically create a reference to the sales order or production order from this document?

Remember My Answer and Do Not Show This Message Again

Yes No

Inventory Transfer Request

Business Partner: C40000, No.: 8, Status: Open, Posting Date: 08/22/2019, Due Date: 08/22/2019.

Referenced Document: (1)

Price List: Last Purchase Price

#	Item No.	Item Description	Fro...	To Ware...	Quantity	UoM Code	UoM Name	P...
1	A00004	Rainbow Color Printer	02	02	2	Manual		
2	I00005	J.B. Laptop Batteries X	02	02	8	Manual		
3	C00001	Motherboard BTX	02	02	17	Manual		
4	LM4029MC	Memory Chip	02	02	20	Manual		

Journal Remarks: Inventory Transfer Request -

## Feature

- You are now able to reference documents in *Checks For Payment, Purchase Request, Goods Receipt & Issue, Inventory Transfer Request, and Inventory Transfer*
- Numeric indication for number of referenced documents
- Automatic referenced document creation from applicable marketing documents
- Recurring Postings can be *referenced* to a single document. This document contains a reference to each recurring posting created. The *referenced by* tab displays then the cross referencing to the recurring posting itself.
- Module-sorted list of documents to reference

## Benefit

- Extended coverage of referenced documents across SAP Business One modules
- Better visibility of when documents are referenced



# Support Attachments Tab in Additional Objects



The image shows two screenshots of SAP forms. The top screenshot is for 'Inventory Opening Balance' and the bottom is for 'Inventory Posting'. Both forms have a 'Contents' tab and an 'Attachments' tab. The 'Attachments' tab is highlighted with a yellow box in both screenshots. The 'Inventory Opening Balance' form shows fields for Posting Date (01/01/2019), Document Date (01/01/2019), Price Source (Item Cost), No. (Primary), and Ref. 2. The 'Inventory Posting' form shows fields for Posting Date (23/08/2019), Count Date (23/08/2019), Time (11:50), No. (Primary), and Ref. 2. Both forms have a search bar with 'Find', 'Item No.', and 'Warehouses' fields.

## Feature

- The Attachments Tab is now available in *Inventory Opening Balance\**, *Inventory Counting*, *Inventory Posting\**, *Incoming Payments\**, *Outgoing Payments\**, *Check for Payments\**, *Deposit*, *Journal Entry*, *Production Order*, and *Time Sheet\**
- \*Due to the addition of the Attachments tab, the Contents tab now holds the original details of the form/General tab

## Benefit

- Support managing attachments for additional objects and streamline system behavior





# Field Length Increase



The screenshot shows two overlapping SAP configuration windows. The background window is 'Customer Groups - Setup' and the foreground window is 'Vendor Groups - Setup'. Both windows display a table with columns for '#', 'Group Name', and a help icon. The 'Vendor Groups - Setup' window has a yellow highlight on the 8th row of the table. At the bottom right, a 'System Messages Log (50)' window is partially visible, showing a message: 'Group Name (100 Characters)'.

#	Group Name
1	Customers
2	Large Customers
3	Distribution
4	Small Customers
5	Government
6	High Priority
7	Contract
8	Production
9	Non-Production
10	

#	Group Name
1	Vendors
2	East Coast
3	West Coast
4	Parts
5	Office Supplies
6	General Supplies
7	Machinery
8	

## Feature

- *Customer Group Name* and *Supplier Group Name* may contain up to 100 characters
- The *Item Group Name* also supports 100 characters

## Benefit

- More flexibility for the values entered in these fields
- Standardization of product field definitions



# Enhancements in Approval Process



The screenshot shows the 'General Settings' window with the 'Approval Process' section highlighted. A yellow box around the checkbox 'Enable Authorizer to Update Document Draft in Pending Status' indicates a new setting. Below it, the 'Approval Decision Report' window is open, showing a table of purchase requests with columns for 'Draft Update Date', 'Draft Update Time', and 'Draft Remarks', which are also highlighted with a yellow box.

Document Type	Document No.	Originator	Stage	Answer	Document Dr...	Draft Key	Draft Update Date	Draft Update Time	Draft Remarks
Purchase Request	1	Jayson Butler	Internal Requir	Approved	1	1			
Purchase Request	1	Jayson Butler	Internal Requir	Approved	2	2			
Purchase Request	2	Jayson Butler	Internal Requir	Approved	2	3			
Purchase Request	2	Jayson Butler	Internal Requir	Pending	4	4			
Purchase Request	2	Jayson Butler	Internal Requir	Pending	4	5			
Purchase Request	4	Jayson Butler	Internal Requir	Approved	4	6			
Purchase Request	5	Jayson Butler	Internal Requir	Approved	5	7			
Purchase Request	6	Jayson Butler	Internal Requir	Approved	6	8			
Purchase Request	6	Jayson Butler	Internal Requir	Approved	6	9			
Purchase Request	7	Jayson Butler	Internal Requir	Approved	7	10			

## Feature

- New setting enables approvers to update draft document in Pending status
- *Last Updated By* and *Last Updated On* fields are now available within the **Request for Generation Approval** form
- **Approval Status Report** now contains *Draft Updated By*, *Draft Update Date*, *Draft Update Time*, and *Draft Remarks* fields
- Both the authorizer and the originator can add the document for approval

## Benefit

- Minimizes unnecessary back and forth between authorizer and originator
- Simplifies approval procedures and adds even more flexibility





# Tab-Level Authorizations in Master Data Records

The screenshot shows two SAP windows. The top window, titled 'Authorizations', displays a list of users on the left and a table of authorization settings for 'Business Partner Master Data'. A yellow box highlights the 'General Tab' and its sub-items: 'Contact Persons Tab', 'Addresses Tab', 'Payment Terms Tab', 'Payment Run Tab', 'Accounting Tab', 'Properties Tab', 'Remarks Tab', and 'Attachments Tab'. The bottom window, titled 'Business Partner Master Data', shows the details for a customer named 'Star Company'. A yellow box highlights the tab navigation bar at the bottom, which includes 'General', 'Contact Persons', 'Addresses', 'Payment Terms', 'Payment Run', 'Properties', and 'Remarks'.

Subject	Authorization	Effective Authorization
Business Partner Master Data	Full Authorization	Full Authorization
Sales Order Balance	Full Authorization	Full Authorization
Delivery Balance	Full Authorization	Full Authorization
Goods Receipt PO Balance	Full Authorization	Full Authorization
Purchase Order Balance	Full Authorization	Full Authorization
Chance Sales Employee	Full Authorization	Full Authorization
General Tab	Full Authorization	Full Authorization
Contact Persons Tab	Full Authorization	Full Authorization
Addresses Tab	Read-Only	Read-Only
Payment Terms Tab	Read-Only	Read-Only
Payment Run Tab	Read-Only	Read-Only
Accounting Tab	No Authorization	No Authorization
Properties Tab	Full Authorization	Full Authorization
Remarks Tab	Full Authorization	Full Authorization
Attachments Tab	No Authorization	No Authorization
Active	Full Authorization	Full Authorization
Inactive	Full Authorization	Full Authorization
Remove Business Partner	Full Authorization	Full Authorization
Campaign Generation Wizard	Full Authorization	Full Authorization
Campaign	Full Authorization	Full Authorization
Business Partner Type	Full Authorization	Full Authorization
Activity	Full Authorization	Full Authorization

## Feature

- Different authorizations can be granted to different tabs in Business Partner Master Data and Item Master Data
- If a user has no authorization for a given tab, this tab will be automatically hidden


## Benefit

- Enables the granting of more accurate authorizations to each user, based on tasks and responsibilities
- Helps to prevent human errors and increases data protection
- Increases productivity



# Financial Management

## SAP Business One 10.0



# Drill Down to G/L Account in Financial Reports



Profit and Loss Statement

Date From: 01/01/2019 To: 31/12/2019

Display Subtotals Level: 4

Hide Titles

Account Name	Balance	Year-to-Date
<b>Cost of Sales</b>		
Cost of Goods - Cost of Goods Sold		
COGS - Cost of Goods Sold		
⇒ 5:100000-01-001-01 - COGS - Domestic (HO, USA, GA )	(10,721.34) \$	(10,721.34) \$
Total COGS - Cost of Goods Sold	(10,721.34) \$	(10,721.34) \$
<b>Cost Variances - Cost of Goods Sold Variances</b>		
⇒ 5:300000-01-001-01 - Gain/Loss Inventory Variance (HO, USA, GA )	1,000.00 \$	1,000.00 \$
⇒ 5:400000-01-001-01 - Gain/Loss Price Variance (HO, USA, GA )	(750.00) \$	(750.00) \$
Total Cost Variances - Cost of Goods Sold Variances	250.00 \$	250.00 \$
Total Cost of Goods - Cost of Goods Sold	(10,471.34) \$	(10,471.34) \$
Total Cost of Sales	(10,471.34) \$	(10,471.34) \$
Gross Profit	22,212.41 \$	22,212.41 \$
<b>Expenses</b>		
General Expense - General Expenses		
Travel Expenses - Travel Expenses		

← OK

## Feature

- Golden arrows are added next to the account codes in financial reports allowing users to drill down into the account record within the *Chart of Accounts*
- Available in *Balance Sheet*, *Trial Balance*, and *Profit and Loss Statement*

## Benefit

- Direct access to account details and account balance of relevant accounts increases usability and transparency
- Streamlined with standard system behavior



# Posting Periods Enhancements



The screenshot displays the SAP Posting Periods window. The main table lists various posting periods with columns for #, Period Code, Period Name, Period Status, Posting Date (From/To), and Due Date (From/To). A dialog box titled 'Posting Period' is open, showing configuration options for a new period. The 'Due Date To' field is highlighted in the dialog, showing the value 31/01/2021. Below the table, there are checkboxes for 'Create New Periods with 'Due Date To' in Next Financial Year' and 'Automatically Update Period Status to 'Closing Period' for Existing Periods', along with a 'Days After New Period Starts' field.

#	General			Posting Date		Due Date	
	Period Code	Period Name	Period Status	From	To	From	To
168	2019-12	2019-12	Unlocked	01/12/2019	31/12/2019	01/01/2019	31/12/2019
167	2019-11	2019-11	Unlocked	01/11/2019	30/11/2019	01/01/2019	31/12/2019
166	2019-10	2019-10	Unlocked	01/10/2019	31/10/2019	01/01/2019	31/12/2019
165	2019-09	2019-09	Unlocked	01/09/2019	30/09/2019	01/01/2019	31/12/2019
164	2019-08	2019-08	Unlocked	01/08/2019	31/08/2019	01/01/2019	31/12/2019
163	2019-07	2019-07	Closing Period	01/07/2019	31/07/2019	01/01/2019	31/12/2019
162	2019-06	2019-06	Closing Period	01/06/2019	30/06/2019	01/01/2019	31/12/2019
161	2019-05	2019-05	Closing Period	01/05/2019	31/05/2019	01/01/2019	31/12/2019
160	2019-04	2019-04	Closing Period	01/04/2019	30/04/2019	01/01/2019	31/12/2019
159	2019-03	2019-03	Closing Period	01/03/2019	31/03/2019	01/01/2019	31/12/2019
158	2019-02	2019-02	Closing Period	01/02/2019	28/02/2019		
157	2019-01	2019-01	Closing Period	01/01/2019	31/01/2019		
156	2018-12	2018-12	Closing Period	01/12/2018	31/12/2018		
155	2018-11	2018-11	Closing Period	01/11/2018	30/11/2018		
154	2018-10	2018-10	Closing Period	01/10/2018	31/10/2018		
153	2018-09	2018-09	Closing Period	01/09/2018	30/09/2018		
152	2018-08	2018-08	Closing Period	01/08/2018	31/08/2018		

Posting Period Dialog Box Fields:

- Period Code: 2020
- Period Name: 2020
- Sub-Periods: Months
- No. of Periods: 12
- Period Indicator: Default
- Period Status: Unlocked
- Dates: Posting Date From: 01/01/2020 To: 31/12/2020; Due Date From: 01/01/2020 To: 31/01/2021
- Document Date From: 01/01/2020 To: 31/12/2020
- Start of Fiscal Year: 01/01/2020
- Fiscal Year: 2020

## Feature

- A new checkbox added to the Posting Periods window enables to define the default “*Due Date To*” to be set when creating new posting periods
- The sorting of columns is now possible within the Posting Periods form
- Filtering is now possible within the Posting Periods form
- The *Find* field allows for quick free-text searching

## Benefit

- Simplifies and streamlines the creation of new financial periods
- Enhanced usability of the Posting Periods table, highly significant for businesses with long list of posting periods



# Extend Journal Entry Remarks to 254 Characters

A screenshot of the SAP Journal Entry form. The form has a dark blue header with the text "Journal Entry". Below the header, there are several input fields: "Series" (Primary), "Number" (5632), "Posting Date" (02/09/2019), "Due Date" (02/09/2019), and "Doc. Date" (02/09/2019). A yellow box highlights the "Remarks" field, which is currently empty. Below these fields, there are fields for "Origin", "Origin No.", "Trans. No.", "Template Type", "Template", "Indicator", and "Project". Further down, there are fields for "Trans. Code", "Ref. 1", "Ref. 2", and "Ref. 3". At the bottom of the form, there is a large text area labeled "Remarks (254 Characters)". A yellow arrow points from the "Remarks" field at the top to the "Remarks (254 Characters)" field at the bottom.

## Feature

- The Remarks field in Journal Entry is extended and may contain up to 254 characters


## Benefit

- Allows to enter more detailed information related to the journal entry
- The alignment with Remarks field size in marketing documents fully supports setting it as reference fields, while previously, remarks >50 characters would cut-off when copied to the Remarks in Journal Entry



# Localization

## SAP Business One 10.0





# New UK (Brexit) Localization



The screenshot shows the 'Create New Company' dialog box with the following fields and options:

- Trial Version
- Company Name:
- Database Name:
- Copy User-Defined Fields and Tables
- Copy User-Defined Objects
- License:
- Local Settings:
- Chart of Accounts:
- Base Language:
- Define Posting Periods:
- Buttons:

## Feature

- New localization introduced for *United Kingdom of Great Britain and Northern Ireland* to support post-Brexit
- In this localization *Make Tax Digital* and *Extended Tax Reporting* are set by default
- See SAP Note [2519116](#)


## Benefit

- Smooth transition from pre-Brexit GB Localization to the new UK Localization



# **Sales | Purchasing | Service**

## **SAP Business One 10.0**



# Backorder Report Enhancements



Backorder Report

Date: [ ] From: [ ] To: [ ] Items: All  
 Customers: [ ] From: [ ] To: [ ] Warehouses: 05, 02, 01, 03, 04

#	Item No.	Description	Doc No.	Customer Code	Whse	A/R Reserve Invoice Payment Status	Unit of Measure	Items per Unit	Ordered	Delivered	Backorder
150	R00002	Printer Paper	407	C23900	01	Fully Paid	Pack	1.000000	3		3
150	R00002	Printer Paper	461	C50000	01	Partially Paid	Pack	1.000000	7		7
150	R00002	Printer Paper	473	C42000	01	Not Paid	Pack	1.000000	1		1
150	R00002	Printer Paper	511	C20000	01	Fully Paid	Pack	1.000000	13		13
151	R00002	Printer Paper	547	C40000	01	Fully Paid	Pack	1.000000	12		12
151	R00002	Printer Paper	530	C26000	01	Fully Paid	Pack	1.000000	18		18
151	R00002	Printer Paper	559	C20000	01	Partially Paid	Pack	1.000000	15		15
151	R00002	Printer Paper	551	C23900	01	Partially Paid	Pack	1.000000	9		9
151	R00002	Printer Paper	589	C50000	01	Not Paid	Pack	1.000000	7		7
151	R00002	Printer Paper	573	C99998	01	Not Paid					
151	R00002	Printer Paper	658	C20000	01	Fully Paid					
151	R00002	Printer Paper	723	C99998	01	Fully Paid					
151	R00002	Printer Paper	824	C20000	01	Partially Paid					
151	R00002	Printer Paper	834	C20000	01	Partially Paid					
152	R00002	Printer Paper	885	C20000	01	Not Paid					
152	R00002	Printer Paper	921	C99998	01	Partially Paid					
152	R00002	Printer Paper	964	C30000	01	Not Paid					
152	R00002	Printer Paper	974	C30000	01	Not Paid					
152	R00002	Printer Paper	1025	C30000	01	Fully Paid					
152	R00002	Printer Paper	1034	C23900	01	Fully Paid					
152	R00002	Printer Paper	1104	C25000	01	Not Paid					
152	R00002	Printer Paper	1174	C99998	01	Not Paid					

Filter Table

#	Field	Rule	Value	To Value
1	#			
2	Item No.			
3	Description			
4	Doc No.			
5	Customer Code			
6	Whse			
7	Ordered			
8	Delivered			
9	Backorder			
10	Unit of Measure			
11	Items per Unit			
12	A/R Reserve Invoice Pi Equal		Not Paid	

Filter Cancel Clear

## Feature

- Backorder Report now displays *A/R Reserve Invoices* with payment status *Fully Paid*, *Partially Paid* and *Not Paid*
- Reserve Invoice Payment Status is included within the Filter Table

## Benefit

- All A/R Reserve Invoices are visible within the Backorder Report



# Printing Service Calls and Contracts



The image shows two overlapping dialog boxes from an SAP system. The background dialog is 'Print Preferences' with tabs for 'General', 'Per Document', and 'Per Report'. The 'Per Document' tab is active, showing a 'Document:' dropdown menu with 'Service Contract' selected. Below this are checkboxes for 'Print Document', 'E-Mail Document', and 'Export to PDF'. The foreground dialog is 'Document Printing - Selection Criteria'. It features a 'Document Type' dropdown set to 'Service Call', a 'Posting Date From' and 'To' date range (01/08/2019 to 31/08/2019), and a 'Series' dropdown set to 'All'. There are radio buttons for 'Technician Form' (selected) and 'Service Call'. Below these are fields for 'BP Code From' and 'To', 'Customer Group' (All), 'Vendor Group' (All), and a 'Properties' dropdown (Ignore). There are also several checkboxes: 'Only Documents Still to Be Printed' (checked), 'Only Documents Still to Be E-Mailed' (unchecked), 'Open Only' (checked), and 'Obtain printer settings from default printing layout' (unchecked). At the bottom, there are fields for 'Internal Number From' and 'To', and a 'No. of Copies' field set to '1'. Both dialog boxes have 'OK' and 'Cancel' buttons.

## Feature

- **Print Preferences** are now available for both *Service Calls* and *Service Contracts*
- **Document Printing** includes *Service Calls* and *Service Contract* allowing for bulk document distribution

## Benefit

- Preference settings on *Service Calls* and *Service Contract* printing/emailing
- Bulk processing of *service calls* and *service contracts*



# Hide Blank Lines in Addresses



The screenshot shows two SAP windows. The top window is 'Sales Order' with the following data:

Customer	C40000	No.	Primary	1181
Name	Earthshaker Corporation	Status	Open	
Contact Person	Bob McKensly	Posting Date	22/08/2019	
Customer Ref. No.		Delivery Date	31/08/2019	
Local Currency		Document Date	22/08/2019	

The bottom window is 'Address Formats - Setup' for USA. It shows a table with address components and a preview of the formatted address:

No.	Component	Placeholder
1	Street	
2	Block	
3	City	** State ** Zip Code
4	Country	

Preview: Lombard Ave. San Francisco CA 80300 US

Options:  Hide Empty Address Lines

## Feature

- A new checkbox within the Address Formats - Setup window allows the hiding of empty address lines
- When selected, ship-to and bill-to addresses in future marketing documents appears without empty lines
- This setting also applies to print layouts for marketing documents defined in Crystal Reports – i.e. empty lines in addresses will also be hidden in the printed documents

## Benefit

- Enhanced formatting of the printed, previewed, or PDF document
- Easier readability for users within marketing document forms, especially when address format consists of multiple components



# Add Button Extended in Marketing Documents

## SAP Note [2878515](#)

PL01 Update



Sales Order

Customer: C30000  
Name: Microchips  
Contact Person: Judy Brown  
Customer Ref. No.:  
BP Currency: GBP

No. Primary: 1240  
Status: Open  
Posting Date: 23.01.20  
Delivery Date: 23.01.20  
Document Date: 23.01.20

Contents | Logistics | Accounting | Electronic Documents | Attachments

#	Item No.	Item Description	Quantity	No. of Packages	Unit Price	Discount %	Tax Code	Total (LC)	COGS Line of Business	UoM Code
1	A00001	J.B. Officeprint 1420	1	1	GBP 250.00	0.00	O1	GBP 250.00		Manual
2	C00009	Keyboard Comfort USB	1	1	GBP 12.50	0.00	O1	GBP 12.50		Manual
3	C00010	Mouse USB	1	1		0.00	O1			
4						0.00	O1			

Sales Employee: Bill Levine  
Owner: Levine, Bill

Total Before Discount: GBP 262.50  
Discount: %  
Freight: →  
 Rounding: GBP 0.00  
Tax: GBP 52.50  
Total: GBP 315.00

Remarks

Add & New | Cancel | Copy From | Copy To

Add & New  
Add & View  
Add & Close

## Feature

- The **Add** button in sales and purchase document creation is enhanced
- Additionally to the previous common behavior (i.e. after creating and adding a document, the window closes and a new window opens), the following options are now available:
  - *Add & New*: Document is added and a new window opens
  - *Add & View*: Document is added and is displayed
  - *Add & Close*: Document is added and window closes
- The user's last choice will be remembered for the given document for the next time

## Benefit

- More flexibility in document creation and better handling for users

# Enhanced Open Items List Report

## SAP Note [2878483](#)

PL01 Update

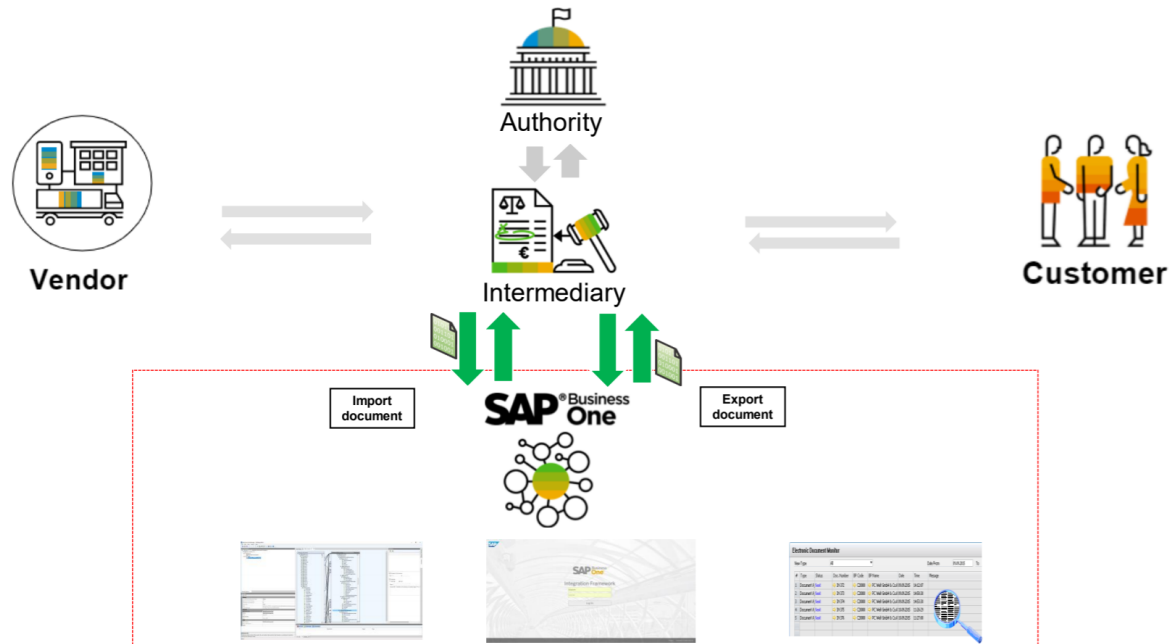


## Feature

- The *Open Items List* report includes more document information: *Owner, Sales Employee/Buyer, Remarks, Approved, Created by, Contact Person, Payment Terms, BP Project, UDFs* in document headers
- The report offers the possibility to close and cancel multiple documents. This feature is supported for these document types: *Sales Quotation, Sales Order, Purchase Request, Purchase Quotation, Purchase Order*
- In the report multiple *Return Requests* and *Goods Return Request* documents can be closed

## Benefit

- Easier handling due to more document options and information in one report



## Feature

- International electronic invoicing platform with a set of rules and specifications that enables electronic communications with any European government institution for procurement processes.
- Electronic documents are sent and received through registered service providers
- See more details and local specifics for PEPPOL protocol in SAP Note [2915144](#)
- General information on PEPPOL integration for the EU in SAP Note [2669994](#)
- Due to own specific electronic invoicing functionality, following localizations don't support PEPPOL at that time: Argentina, Brazil, Costa Rica, Guatemala, India, and Mexico

## Benefit

- Creation and import of documents in electronic format







Feature	Description	Localization
<p><b>Editing UDFs in Document Rows After the Document was Added or Closed</b></p>	<p>A new setting in the <i>Document Settings</i> "Allow Update of User-Defined Fields When Document Rows Are Not Editable" gives the possibility to make UDFs editable independently of the document/row status.</p> <p>New authorization controls user's ability to edit UDFs on marketing document rows. SAP Note <a href="#">2872368 (PL01)</a></p>	<p>All</p>
<p><b>Display Business Partner Address UDF with Marketing Document Address User Defined Fields</b></p>	<p><i>Business Partners – Addresses UDFs</i> can be viewed and updated in</p> <ul style="list-style-type: none"> <li>• <i>Address Component</i> window on <i>Logistics</i> tab in marketing documents</li> <li>• <i>Address Component</i> window on <i>Business Partner</i> tab of <i>Service Calls</i></li> <li>• <i>Address Formats – Setup</i> window</li> </ul> <p>See the <a href="#">Compatibility Issues in SAP Business One 10.0</a> SAP Note <a href="#">2872353 (PL01)</a></p>	<p>All</p>



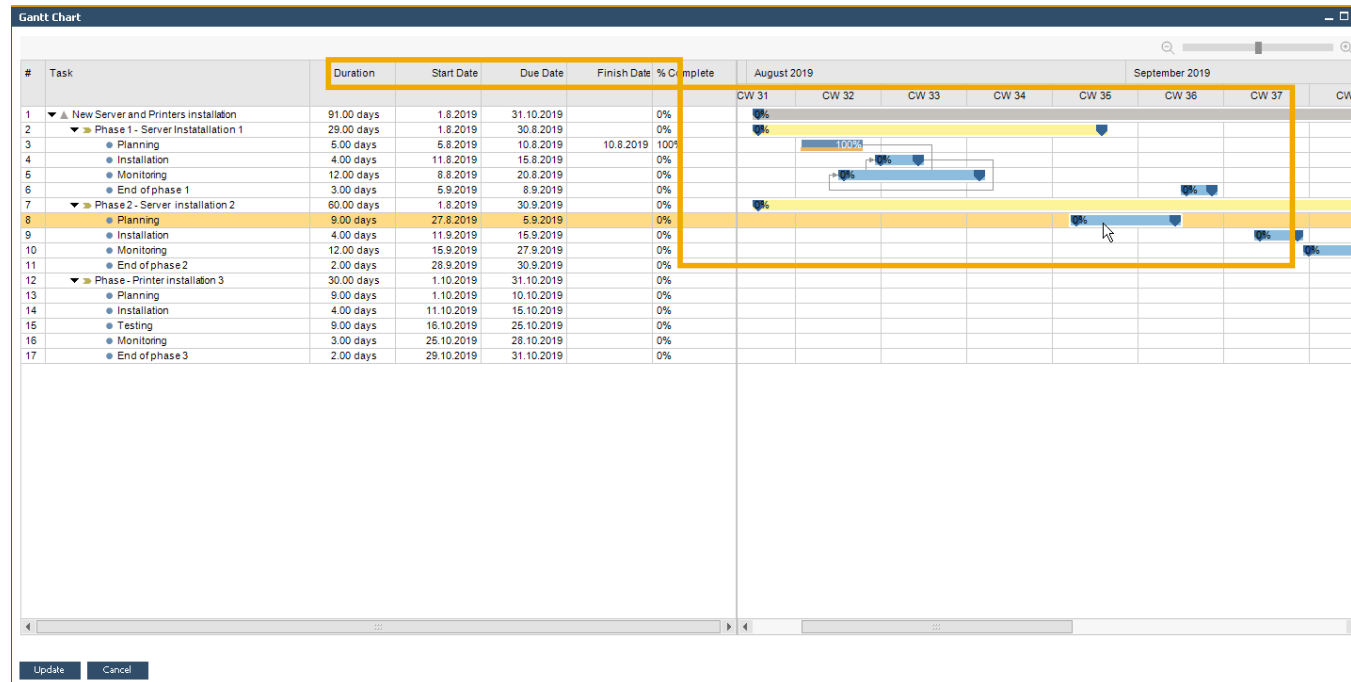
Feature	Description	Localization
<p><b>Create QR Codes</b></p>	<p>QR (Quick Response) codes can be created on print layouts of marketing documents. New field <i>Create QR Code From</i> is available in <i>Accounting</i> tab of marketing documents.                      An API service and a free open source library are available for partners to create QR codes.                      See details in SAP Note <a href="#">2889899</a> (PL02)</p>	<p>All</p>
<p><b>Adding Multiple Business Partners to One Equipment Card</b></p>	<p>Multiple business partner can be added to an equipment card.                      SAP Note <a href="#">2906168</a> (PL02)</p>	<p>All</p>
<p><b>Updating Group Number</b></p>	<p>The Group No. on purchase quotations can be changed to the next sequential number in the predefined series.                      SAP Note <a href="#">2896569</a> (PL02)</p>	<p>All</p>

# Project Management

## SAP Business One 10.0



# Interactive Gantt Chart



## Feature

- Interactive **Gantt Chart** allows *Project Phases* to be moved or extended/shortened interactively
- New fields added representing *Project Due Date* and *Finish Date*


## Benefit

- Project updated according to planning changes within interactive Gantt Chart
- Easier and more visual planning of Project Management Tasks



# Inventory | Distribution

## SAP Business One 10.0



# Serial & Batch Numbers Management

PL01 Update



Serial Number Management - Update

#	Doc. No.	Item Number	Item Description	Whse Code	Whse Name	Destination Whse Code	Destination Whse Name	Quantity	T
1	TR 14	A00006	Rainbow 1200 Laser	01	General Warehouse	02	West Cost Warehouse	10	

Created Serial Numbers

#	Mfr Serial No.	Serial Number	Lot Number	Bin L...	Expiration Date	Mfr Date	Admission Date
1	➔	A6-000283	➔				06/02/2007
2	➔	A6-000284	➔				06/02/2007
3	➔	A6-000285	➔				06/02/2007
4	➔	A6-000286	➔				06/02/2007
5	➔	A6-000287	➔				06/02/2007
6	➔	A6-000288	➔				06/02/2007
7	➔	A6-000289	➔				06/02/2007
8	➔	A6-000290	➔				06/02/2007
9	➔	A6-000291	➔				06/02/2007
10	➔	A6-000292	➔				06/02/2007

Global Update...

Update Cancel

## Feature

- Serial Number Management and Batch Management now includes the ability to update on **A/R Reserve Invoices** and **Inventory Transfer Requests**
- Destination Warehouse Code and Destination Warehouse Name now included in the **Serial Number / Batch Management Update** form
- New reports available (PL01):
  - Forward Batches and Serials Trace Report
  - Reverse Batches and Serials Trace Report
  - See SAP Note [2877541](#)

## Benefit

- More document options when updating Serial Numbers and Batches
- Better reporting on warehouse code on warehouse name on inventory transfer transactions



# Support Changing UoM Group in Item Master Data

PL01 Update



The screenshot shows the SAP Item Master Data interface. The 'UoM Group' dropdown menu is highlighted, showing 'Paper' as the selected option. Two system message dialog boxes are overlaid on the interface:

**System Message 1:** Changing UoM group removes all associated sales UoM, purchasing UoM, package types, and UoM prices for the item. Do you want to continue?

**System Message 2:** If you change the conversion rule, the documents to which previous conversion rule applied will not be updated accordingly. Do you want to continue?

The 'Group Definition - Paper - Setup' dialog box is also visible, showing a table of conversion rules:

#	Alt. Qty	Alt. UoM	=	Base Qty	Base UoM	=	Active
1		1 Pack	=		1 Pack		<input checked="" type="checkbox"/>
2		2 SmlPack	=		1 Pack		<input checked="" type="checkbox"/>
3		1 6Pack	=		6 Pack		<input checked="" type="checkbox"/>
4		1 Carton	=		24 Pack		<input checked="" type="checkbox"/>
5		1 Pallet	=		48 Pack		<input checked="" type="checkbox"/>
6			=		Pack		<input checked="" type="checkbox"/>

## Feature

- *Unit of Measure Groups* may now be changed on an *Item Master Data* record
- To do this the new UoM Group must have at least the identical set of conversion rules as the original UoM Group
- Only need to “zero down”/close open documents on changed item UoM Groups definitions
- Set UoM in its *UoM Group* to *Active* - See SAP Note [2878890](#) (PL01)


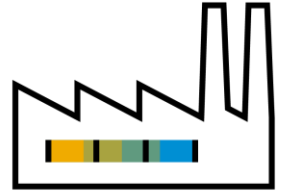
## Benefit

- More flexibility in changing UoM group relationships for Item Master data



# Production

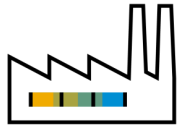
## SAP Business One 10.0





# Bill of Materials (BoM) Description Enhancements

PL01 Update



Item Master Data

Item No. Manual S10000  
Description Server Point 10000 (model b)  
Foreign Name  
Item Type Items  
Item Group Servers  
UoM Group Manual  
Price List Base Price  
Bar Code  
Unit Price Primary Curr 1,840.00 \$  
Inventory Item  
Sales Item  
Purchase Item

System Message

This item is connected to a bill of materials (BOM). Do you want to update the Product Description in the BOM accordingly?

Yes No

## Feature

- Item *Description* update in the item master data connected to **Bill of Materials** parent item will be reflected in the **Bill of Materials Product Description**
- The item and resource descriptions are editable in Bill of Materials and Production Order Components. Additionally, the Item Description can be updated via DI API – see SAP Note [2872529](#) (PL01)

Bill of Materials

Product No. S10000 X Quantity 1  
Product Description Server Point 10000 (model b)  
BOM Type Production  
Production Std Cost  
Planned Average Production Size 1.00

#	Type	No.	Description	Quantity	UoM
1	Item	A00001	J.B. Officeprint 1420	1	
2	Item	P10001	PC - P4 2.4G, DDR 512M, 400G HD	1	
3	Item	L10001	Labour	1	
4	Item				

Form Settings - Bill of Materials

Select UI Template

Table Format Row Format Document

Find Next

Column	Vi...	Active
#	<input checked="" type="checkbox"/>	<input type="checkbox"/>
Type	<input checked="" type="checkbox"/>	<input checked="" type="checkbox"/>
No.	<input checked="" type="checkbox"/>	<input checked="" type="checkbox"/>
Description	<input checked="" type="checkbox"/>	<input checked="" type="checkbox"/>
Quantity	<input checked="" type="checkbox"/>	<input checked="" type="checkbox"/>
UoM Name	<input checked="" type="checkbox"/>	<input type="checkbox"/>
Warehouse	<input checked="" type="checkbox"/>	<input checked="" type="checkbox"/>
Additional Quantity	<input type="checkbox"/>	<input type="checkbox"/>
Issue Method	<input checked="" type="checkbox"/>	<input checked="" type="checkbox"/>
Price List	<input checked="" type="checkbox"/>	<input checked="" type="checkbox"/>
Unit Price	<input checked="" type="checkbox"/>	<input checked="" type="checkbox"/>
Total	<input checked="" type="checkbox"/>	<input type="checkbox"/>
Production Std Cost	<input checked="" type="checkbox"/>	<input type="checkbox"/>

OK Cancel Restore Default

## Benefit

- Item master data record descriptions updated accordingly within the associated Bill of Materials
- Flexible handling of item and resource descriptions in Bill of Materials



# Drill Down from BoM to Item Master Data



General Settings

BP Budget Services Display Font & Bkgd Path Inventory Resources Cash Flow Cockpit Cost Accounting Pricing Hide Functions

Items Planning Reporting

Serial Numbers and Batches Management Method: On Every Transaction

Issue Primarily By: Serial and Batch Numbers

Unique Serial Numbers by: Serial Number

Display Batch Quantities By: Document Row UoM (selected) / Inventory UoM

Basic Setting for Batch Status: Released

Default Warehouse: General Warehouse

Set Inv. Method By: Warehouse

Auto. Add All UoM Group Definitions to New and Existing Items:

Auto. Add All Package Definitions to New and Existing Items:

**Open Item Master Data Instead of Bill of Materials of a BOM Item When Selecting Link Arrow:**

OK Cancel


## Feature

- Direct “drill-down” to Item Master Data record now possible from the Parent *Item Number*

## Benefit


- More intuitive and direct navigation between Bill of Materials and Item Master Data
- Flexibility within navigation due to system prompt of navigation choice





# Platform | Extensibility

## SAP Business One 10.0



# Service Layer Enabled for Microsoft SQL Server

PL01 Update



**POST** Login

Login Service Layer with the specified credentials.

**Example**

```
POST https://localhost:50000/b1s/v1/Login
{
  "CompanyDB": "SBODEMOUS",
  "Password": "1234",
  "UserName": "manager"
}
```

## BusinessPartners

Show/Hide | List Operations | Expand Operations

This entity enables you to manipulate 'BusinessPartners'. It represents the business partners master data in the Business Partners module. You can use this data to record and retrieve business partner (customers, vendors, and leads) information and schedule business partner activities.

**GET** BusinessPartners(id)

Retrieve all or some selected properties from an instance of 'BusinessPartners' with the given id.

**Example**

```
GET https://localhost:50000/b1s/v1/BusinessPartners('c001')
GET https://localhost:50000/b1s/v1/BusinessPartners('c001')?$select=CardCode,CardName,CardType
```

- GET** BusinessPartners
- POST** BusinessPartners
- PATCH** BusinessPartners(id)
- DELETE** BusinessPartners(id)

## Feature

- Built on core protocols such as HTTP and OData
- Highly scalable (parallel-processing)
- High availability (load balancing)

## Benefit

- Ready for loosely coupled extensibility running for MSSQL and HANA

# Service Layer Configuration UI



SAP Business One Service Layer Controller

Welcome, B1SiteUser | [System Landscape Directory](#) | [Help](#)

### Service Layer Settings

Service Layer Service : `https://b1x-only.sap:50000`

Current Status : Running

Version :10.00.100    Special Build :00    Service Pack :00    CodeLine :10.0\_REL    Last Changelist :1868519

CPU Utilization : 0 (%)

Memory Utilization : 1981.87 (M)

### Node Management

Max Members	Sticky Session	Disable Failover	Timeout	Failover Attempts	Method	Path	Active
4	ROUTEID	Off	300	3	bybusyness	/b1s	Yes

Worker URL	Route Redir	Factor	Set	Status	Elected	Busy	Load	To	From
------------	-------------	--------	-----	--------	---------	------	------	----	------

### Service Layer Configuration

Cors

Cors Allowed Headers `content-type, accept`

Cors Allowed Origins

Request & Response Logs

WCF Compatible

Max Request Workers

Max Spare Servers

Min Spare Servers

Max Connections Per Child

Log Levels

Session Timeout

#### Advanced Configuration

Session Sticky

Max Session Per Process

### Download Logs

Duration:

## Feature

- New *System Landscape Directory URL* for **Service Layer configuration**
- `https://<hana-server>:<sld-port>/ServiceLayerController`

## Benefits

- No need to edit multiple configuration files



# Formatted Search Supports Multiple Triggers



The screenshot displays the SAP Sales Order interface. At the top, there are fields for Customer (C40000), Name (Earthshaker Corporation), Contact Person (Bob McKensly), and BP Currency (\$). Below this is a table with columns for Item No., Item Description, Total Addition, and five metrics (Metric 01-05). The table contains three rows of data, with the second row highlighted in yellow. A dialog box titled 'User-Defined Values - Setup' is open in the foreground, showing options for search behavior and a list of fields (Metric 01-05) with dropdown arrows. The dialog also has 'New' and 'Delete' buttons.

#	Item No.	Item Description	Total Addition	Metric 01	Metric 02	Metric 03	Metric 04	Metric 05	Quantity	Price Mode	Summary Type	No. of Packages
1	L10001	Labor Hours Production	11	2	1	2	3	3				1
2	LB0002	Hourly Service Labor Charge	12	0	9	0	2	1				1
3	LB0001	Daily Service Labor Charge	5	1	1	1	1	1				1

## Feature

- User Define Values support multiple triggers

## Benefit

- More possibilities and flexibility when implementing formatted searches/user defined values



# Extend UDF Support to Additional Objects



The screenshot shows the 'User-Defined Fields - Management' window in SAP. The window contains a table with columns: Category, Title, Description, Type, Dflt, Mand., Index, and Linked Table. The 'Category' column is expanded to show a tree view of various SAP objects. A yellow box highlights the 'Attachments' and 'Card Groups' sections. The 'Attachments' section includes 'Bin Location'. The 'Card Groups' section includes 'Card Properties', 'Contact Persons', 'Payment Terms', 'Campaign', 'Cargo Customs Declaration Num', 'Countries', 'Document Numbering', 'Electronic Transactions', 'Employees', 'Expense Types', 'G/L Accounts', 'Item Groups', 'Items', 'Item Properties', 'Items - Multiple Preferred Ve', 'Items - Prices', 'Items - Warehouse', 'Manufacturers', and 'UoM Master Data'. The 'Items' section includes 'COLOR' with type 'Alphanumeric (10)'. The 'Item Properties' section includes 'pro2' with type 'Quantity'. The 'UoM Master Data' section includes 'uom1' with type 'Image'. The 'Mand.' and 'Index' columns have checkboxes. The 'Linked Table' column is empty. At the bottom, there are buttons for 'OK', 'Keys', 'Add', and 'Remove'.

Category	Title	Description	Type	Dflt	Mand.	Index	Linked Table
Master Data							
Activities							
Agent Name							
Alerts Management							
Attachments							
Bin Location							
Blanket Agreement							
Business Partners							
Business Partners							
Business Partners - Address							
Card Groups	group1	group1	Numeric (10)				
Card Properties							
Contact Persons							
Payment Terms							
Campaign							
Cargo Customs Declaration Num							
Countries	coun1	count1	Rate				
Document Numbering							
Electronic Transactions							
Employees							
Expense Types							
G/L Accounts							
Item Groups							
Items							
Items	COLOR	color	Alphanumeric (10)				
Item Properties							
Item Properties	pro2	pro2	Quantity				
Items - Multiple Preferred Ve							
Items - Prices							
Items - Warehouse							
Manufacturers							
UoM Master Data							
UoM Master Data	uom1	uom1	Image				
Location							
Package Types							

## Feature

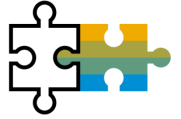
- **User Defined Fields** can be added to more **SAP Business One 10.0** objects\*
- \*Alerts (OALT), Attachment rows (ATC1), Countries (OCR1), Document Numbering Series (NNM1), BP Groups (OCRG), BP Payment Terms (OCTG), BP/Item Properties (OCQG)/(OITG), Item Preferred Vendors (ITM2), Item Prices (ITM1), Manufacturers (OMRC), UoM Master Data (OUOM), Location (OLCT), Package Types (OPKG), Branch Setup (OBPL), and Shipping Types (OSHP)

## Benefit

- More possibilities in quick solution customizing



# Microsoft Office 365 Integration



The screenshot shows the SAP Business One interface. The top window is the 'General Settings' dialog, with the 'Export Word and Excel File To' section highlighted in yellow. It shows 'OneDrive' selected as the export destination, with a link to 'SAP Business One Office 365 Integration Service'. Below this, a browser window displays the 'SAP Business One Template Management' page, which includes a table of templates. A third browser window shows the 'SAP Business One Account Management' page, where a Microsoft Office 365 account is listed and an attention message prompts the user to bind the account.

Name	File Name	SAP Predefined	Update Time	By	Upload	Reset
~ Sales						
Sales Quotation	sales_quotation.docx	Yes			Upload	Reset
Sales Quotation	sales_quotation.xlsx	Yes			Upload	Reset
Sales Order	sales_order.docx	No			Upload	Reset
Sales						

## Feature

- **Microsoft Office 365 and OneDrive** integration allows for document layouts, grid results and reports to be exported into Excel and Word accordingly
- **SAP Business One 10.0 Template Management** allows for more flexibility in reporting and document layouts management


## Benefit

- Automatic upload of exports into OneDrive
- Easier report and document layouts management
- Access from everywhere





# 64-bit Only Support



## Feature

- SAP Business One will support only 64bit Windows operating system
- Only 64-bit add-ons will be supported with SAP Business One 10.0

## Benefit

- Smaller software package downloads (due to removal of redundant 32-bit executables)



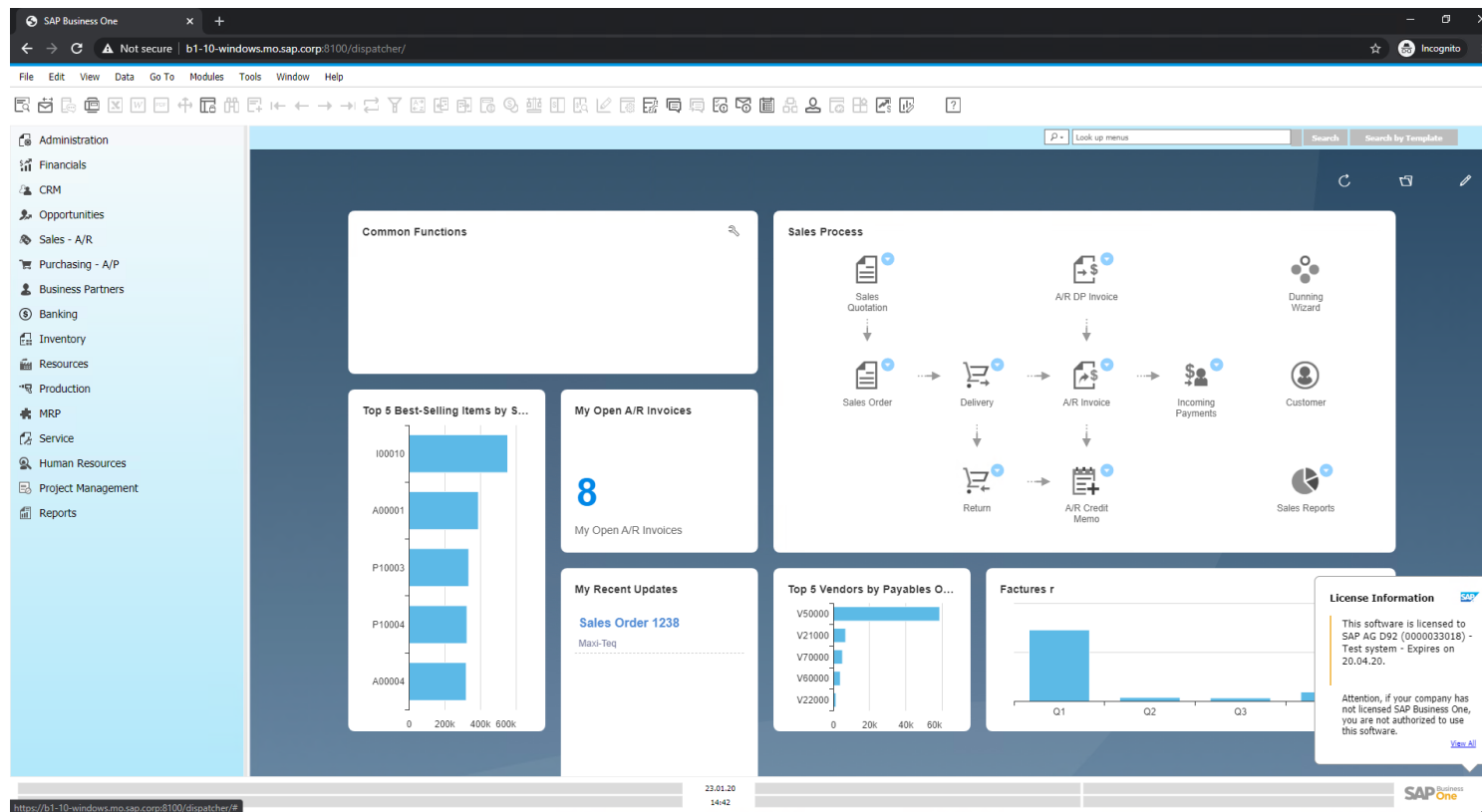
# Gatekeeper (Browser Access) Service

PL01 Update



## Feature

- SAP Business One Client UI is rendered and published via gatekeeper service over the HTTPS protocol






## Benefit

- Easy access
- No local client is needed

# Platform & Extensibility (1/3)

See also the SAP Business One Platform Support Matrix ([MS SQL](#) / [SAP HANA](#))



Feature	Description	Localization
<b>SAP HANA 2.0 Platform Adaption</b>	SAP HANA 2.0 supported only	All 
<b>Support SLES 15</b>	Suse Linux Enterprise Server SLES 15 only	All 
<b>SAP HANA 2.0 Platform Adaption for Remote Support Platform 3.2</b>	RSP 3.2 supports SAP HANA 2.0	All 
<b>Integration Framework for SAP Business One</b> <b>SAP Business One integration for SAP NetWeaver</b>	Additional <i>System Types</i> in <i>System Landscape Directory</i> available: <i>SAP Business One 10.0</i> <i>SAP Business One Generic</i> <i>S/4 HANA on Premise</i> SAP Note <a href="#">2857220</a>	All
<b>DI API: Blocking Updating Address ID in Business Partner Master Data through DI API</b>	New checkbox <i>Allow to Update Address ID</i> added to the <i>Administration</i> -> <i>System Initialization</i> -> <i>General Settings</i> -> <i>BP</i> tab. This checkbox is selected by default.  When deselecting the checkbox the <i>Address ID</i> field cannot be edited and updated through DI API; an error message appears.	All

# Platform & Extensibility (2/3)

PL01 Update



Feature	Description	Localization
<b>DI API and Service Layer: Recurring Postings</b>	Recurring Postings exposed to DI API and Service Layer SAP Note <a href="#">2878517</a> (PL01)	All
<b>DI API and Service Layer: Posting Template</b>	Posting Templates exposed to DI API and Service Layer SAP Note <a href="#">2878484</a> (PL01)	All
<b>DI API and Service Layer: Cancel and Restore Approval Requests</b>	New methods added to cancel and restore <i>Approval Requests</i> in DI API and Service Layer SAP Note <a href="#">2859177</a> (PL01)	All
<b>DI API: Additional Reference Documents</b>	Additional document referencing for <i>Goods Receipt, Goods Issue, Purchase Request, Inventory Transfer, Inventory Transfer Request, Checks for Payment</i> SAP Note <a href="#">2866114</a> (PL01)	All

# Platform & Extensibility (3/3)

PL02 Update



Feature	Description	Localization
<b>MS SQL Server 2019</b>	SAP Business One supports Microsoft SQL Server 2019 SAP Note <a href="#">2877473</a> (PL02)	All
<b>Service Layer: Supports SQL View Exposure</b>	Service Layer on Microsoft SQL can discover and expose regular customized SQL views in OData V3/V4 protocol SAP Note <a href="#">2912563</a> (PL02)	All
<b>Service Layer: Configuration Controller</b>	Configuration Controller for Service Layer is available, providing a user-friendly interface to update configuration parameters. SAP Note <a href="#">2912506</a> (PL02)	All
<b>API Gateway</b>	API Gateway is available to access business data with a unified service endpoint, providing a one-time authentication to access Crystal Reports. SAP Note <a href="#">2890290</a> (PL02) See <a href="#">What's New</a> in SAP Business One 10.0	All
<b>SAP Crystal Reports 2016 SP7</b>	SAP Crystal Reports 2016 SP7, version for the SAP Business One application is available SAP Note <a href="#">2584094</a> (PL02)	All

**Thank you.**

Follow us



[www.sap.com/contactsap](http://www.sap.com/contactsap)

© 2020 SAP SE or an SAP affiliate company. All rights reserved.

No part of this publication may be reproduced or transmitted in any form or for any purpose without the express permission of SAP SE or an SAP affiliate company.

The information contained herein may be changed without prior notice. Some software products marketed by SAP SE and its distributors contain proprietary software components of other software vendors. National product specifications may vary.

These materials are provided by SAP SE or an SAP affiliate company for informational purposes only, without representation or warranty of any kind, and SAP or its affiliated companies shall not be liable for errors or omissions with respect to the materials. The only warranties for SAP or SAP affiliate company products and services are those that are set forth in the express warranty statements accompanying such products and services, if any. Nothing herein should be construed as constituting an additional warranty.

In particular, SAP SE or its affiliated companies have no obligation to pursue any course of business outlined in this document or any related presentation, or to develop or release any functionality mentioned therein. This document, or any related presentation, and SAP SE's or its affiliated companies' strategy and possible future developments, products, and/or platforms, directions, and functionality are all subject to change and may be changed by SAP SE or its affiliated companies at any time for any reason without notice. The information in this document is not a commitment, promise, or legal obligation to deliver any material, code, or functionality. All forward-looking statements are subject to various risks and uncertainties that could cause actual results to differ materially from expectations. Readers are cautioned not to place undue reliance on these forward-looking statements, and they should not be relied upon in making purchasing decisions.

SAP and other SAP products and services mentioned herein as well as their respective logos are trademarks or registered trademarks of SAP SE (or an SAP affiliate company) in Germany and other countries. All other product and service names mentioned are the trademarks of their respective companies.

See [www.sap.com/copyright](http://www.sap.com/copyright) for additional trademark information and notices.